


# Security Builder® FIPS Java Module

Version 2.9

FIPS 140-2 Non-Proprietary  
Security Policy

Certicom Corp.

July 20, 2017



**certicom**™

Copyright © 2005-2017 Certicom Corp.

This document may be freely reproduced and distributed whole and intact including this Copyright Notice.

This software contains trade secrets, confidential information, and other intellectual property of Certicom Corp. and its licensors. This software cannot be used, reproduced, or distributed in whole or in part by any means without the explicit prior consent of Certicom Corp. Such consent must arise from a separate license agreement from Certicom or its licensees, as appropriate.

Certicom, Certicom AMS, ACC, Asset Control Core, Certicom Bar Code Authentication Agent, Certicom ECC Core, Certicom Security Architecture, Certicom Trusted Infrastructure, Certicom CodeSign, Certicom KeyInject, ChipActivate, DieMax, Security Builder, Security Builder API, Security Builder API for .NET, Security Builder BSP, Security Builder Crypto, Security Builder ETS, Security Builder GSE, Security Builder IPsec, Security Builder MCE, Security Builder NSE, Security Builder PKI, Security Builder SSL and SysActivate are trademarks or registered trademarks of Certicom Corp. All other companies and products listed herein are trademarks or registered trademarks of their respective holders.

BlackBerry®, RIM®, Research In Motion® and related trademarks are owned by BlackBerry Limited. Used under license.

Patents per 35 U.S.C. § 287(a) and in other jurisdictions, where allowed:  
[www.blackberry.com/patents](http://www.blackberry.com/patents)

# Contents

<b>1</b>	<b>INTRODUCTION .....</b>	<b>5</b>
1.1	OVERVIEW .....	5
1.2	PURPOSE.....	5
1.3	REFERENCES .....	5
1.4	CHANGE NOTES.....	6
<b>2</b>	<b>CRYPTOGRAPHIC MODULE SPECIFICATION .....</b>	<b>10</b>
2.1	PHYSICAL SPECIFICATIONS .....	10
2.2	COMPUTER HARDWARE, OS AND JVM.....	10
2.3	SOFTWARE SPECIFICATIONS .....	12
<b>3</b>	<b>CRYPTOGRAPHIC MODULE PORTS AND INTERFACES.....</b>	<b>14</b>
<b>4</b>	<b>ROLES, SERVICES, AND AUTHENTICATION .....</b>	<b>15</b>
4.1	ROLES AND SERVICES.....	15
4.2	SECURITY FUNCTIONS .....	16
4.3	OPERATOR AUTHENTICATION.....	19
<b>5</b>	<b>FINITE STATE MODEL.....</b>	<b>20</b>
<b>6</b>	<b>PHYSICAL SECURITY.....</b>	<b>21</b>
<b>7</b>	<b>OPERATIONAL ENVIRONMENT .....</b>	<b>22</b>
<b>8</b>	<b>CRYPTOGRAPHIC KEY MANAGEMENT .....</b>	<b>23</b>
8.1	KEY GENERATION.....	23
8.2	KEY ESTABLISHMENT .....	23
8.3	KEY ENTRY AND OUTPUT.....	23
8.4	KEY STORAGE.....	23
8.5	ZEROIZATION OF KEYS.....	24
<b>9</b>	<b>SELF-TESTS.....</b>	<b>25</b>
9.1	POWER-UP TESTS .....	25
9.1.1	<i>Tests upon Power-up.....</i>	<i>25</i>
9.1.2	<i>On-Demand Self-Tests.....</i>	<i>25</i>
9.2	CONDITIONAL TESTS.....	25
9.4	FAILURE OF SELF-TESTS.....	25
<b>10</b>	<b>DESIGN ASSURANCE .....</b>	<b>26</b>
10.1	CONFIGURATION MANAGEMENT .....	26
10.2	DELIVERY AND OPERATION .....	26
10.3	DEVELOPMENT.....	26
10.4	GUIDANCE DOCUMENTS .....	26
<b>11</b>	<b>MITIGATION OF OTHER ATTACKS .....</b>	<b>27</b>
11.1	TIMING ATTACK ON RSA.....	27
11.2	ATTACK ON BIASED PRIVATE KEY OF DSA.....	27

- A CRYPTO OFFICER AND USER GUIDE .....28**
- A.1 INSTALLATION .....28
  - A.1.1 *Installing*.....28
  - A.1.2 *Uninstalling* .....28
- A.2 COMMANDS .....28
  - A.2.1 *Initialization*.....28
  - A.2.2 *De-Initialization* .....28
  - A.2.3 *Self-Tests* .....28
  - A.2.4 *Show Status*.....28
- A.3 WHEN MODULE IS DISABLED .....28
- A.4 FIPS MODE.....29

# 1 Introduction

## 1.1 Overview

This is a non-proprietary Federal Information Processing Standard (FIPS) 140-2 Security Policy for Certicom's **Security Builder® FIPS Java Module Version 2.9** (SB FIPS Java Module). SB FIPS Java Module is a cryptographic toolkit for Java language users, providing services of various cryptographic algorithms such as hash algorithms, encryption schemes, message authentication, and public key cryptography. This Security Policy specifies the rules under which SB FIPS Java Module must operate. These security rules are derived from the requirements of FIPS 140-2 [1], and related documents [6, 7, 8].

## 1.2 Purpose

This Security Policy is created for the following purposes:

1. It is required for FIPS 140-2 validation.
2. To outline SB FIPS Java Module's conformance to FIPS 140-2 Level 1 Security Requirements.
3. To provide users with how to configure and operate the cryptographic module in order to comply with FIPS 140-2.

## 1.3 References

### References

- [1] NIST *Security Requirements For Cryptographic Modules, FIPS PUB 140-2*, December 3, 2002.
- [2] NIST *Security Requirements For Cryptographic Modules, Annex A: Approved Security Functions for FIPS PUB 140-2*, Draft, July 26, 2011.
- [3] NIST *Security Requirements For Cryptographic Modules, Annex B: Approved Protection Profiles for FIPS PUB 140-2*, Draft, August 12, 2012.
- [4] NIST *Security Requirements For Cryptographic Modules, Annex C: Approved Random Number Generators for FIPS PUB 140-2*, Draft, July 26, 2011.
- [5] NIST *Security Requirements For Cryptographic Modules, Annex D: Approved Key Establishment Techniques for FIPS PUB 140-2*, Draft, July 26, 2011.
- [6] NIST *Derived Test Requirements for FIPS 140-2*, Draft, January 4, 2011.
- [7] NIST *Implementation Guidance for FIPS PUB 140-2 and the Cryptographic Module Validation Program*, June 15, 2011.
- [8] NIST *Frequently Asked Questions for the Cryptographic Module Validation Program*, December 4, 2007.

## 1.4 Change Notes

Change history is recorded in Table 1.

Table 1: Change History

Date	Author	Description
2010/08/03	A.Y.	Moved to Subversion Algorithm certificate numbers are added.
2010/08/13	A.Y.	Updated IP notices
2011/01/25	R.W.	Editorial corrections
2011/01/25	R.W.	Updated copyright year
2011/08/15	R.W.	Editorial modifications
2011/09/07	A.Y.	Response to 2 <sup>nd</sup> round comments
2012/06/01	A.Y.	Editorial fix for clarification based on the comments on rebranded Security Policy
2012/06/14	A.Y.	Added Version 2.8.7, which contains an improvement on concurrent access to RNG context
2015/05/19	R.T.	Modified for version 2.8.8.
2015/06/16	R.T.	Modified Appendix A. Integrity and other tests are run automatically.
2015/07/15	R.T.	Added algorithm certificate numbers for version 2.8.8.
2015/07/29	R.T.	Incorporated comments from EWA.
2015/11/10	R.T.	Updated per comments from CMVP.
2015/11/11	R.T.	Added guidance for GCM per comment from CMVP.
2015/11/12	R.T.	Minor updates after internal review.
2015/11/25	R.T.	Updated per second round of comments from CMVP.
2015/12/16	R.T.	Updated per additional comments from CMVP.
2016/01/11	R.T.	NIST SP 800-131A transitions.
2016/01/15	R.T.	Updated per comments from lab.
2016/01/18	R.T.	More comments from lab.
2016/06/02	R.T.	Added version 2.9.
2016/06/13	R.T.	Added CAVP certificate numbers for version 2.9.
2016/06/14	R.T.	Updated per comments from lab.
2016/06/14	R.T.	More comments from lab.
2016/08/31	R.T.	Updated per comments from CMVP.
2016/09/21	R.T.	Addressed further comments from CMVP.
2016/10/03	R.T.	Addressed a third round of comments from CMVP.
2017/01/23	R.T.	Added Android platforms.
2017/06/13	R.T.	Removed other module versions.
2017/06/28	R.T.	Addressed comment from CMVP.
2017/07/12	R.T.	Addressed comments from CMVP.
2017/07/20	R.T.	Addressed comments from CMVP.

The following were placed here by RCS upon check-in.

Revision 1.50 2010/04/21 13:10:23 ayamada  
Editorial corrections.

Revision 1.49 2010/04/20 15:45:06 ayamada  
Updated with the latest information.

Revision 1.48 2010/01/08 17:53:52 ayamada  
Added key agreement algorithms for SB FIPS Module Version 2.8.

Revision 1.47 2010/01/07 20:04:25 rwilliam  
Merged 2.2.1 details from development branch.

Revision 1.46 2008/09/15 14:00:42 ayamada  
Revised based on the comments from CMVP.

Revision 1.45 2008/06/16 18:00:39 ayamada  
1. Algorithm Certificate numbers are provided.  
2. Updated references.  
3. Editorial correction.

Revision 1.44 2008/05/09 19:45:52 rwilliam  
Clarified runSelfTests

Revision 1.43 2008/05/09 15:29:34 ayamada  
Correction on the date.

Revision 1.42 2008/05/09 15:29:05 ayamada  
Fixed the description to correctly represent the behavior in Java.

Revision 1.41 2008/04/18 17:04:55 ayamada  
Corrections on the supported algorithms.  
Editorial corrections.

Revision 1.40 2008/04/18 13:28:40 ayamada  
For SB FIPS Java Module 2.2.  
1. Updated the list of tested platforms.  
2. The tested JRE version is now 1.6.  
3. Added new algorithms: AES CMAC, AES GCM, DRBG.  
4. Clarification on the operational environment.

Revision 1.39 2008/04/15 12:35:28 ayamada  
Fixed a typo.

Revision 1.38 2008/04/11 22:09:50 ayamada  
For Version 2.2.  
New platform list and JRE list.  
Includes new algorithms such as NIST SP 800-90 RNG.

Revision 1.37 2008/03/14 17:50:42 ayamada  
The first draft for SB FIPS Java Module 2.2.

Revision 1.36 2008/01/24 15:25:36 ayamada  
Updated from the 2.1 branch.

Revision 1.35.6.1 2007/08/29 19:04:22 ayamada  
Updated to add Solaris 10 32-bit.

Revision 1.35 2006/12/08 14:17:26 ayamada  
Date update.

Revision 1.34 2006/12/08 14:15:55 ayamada  
Correction on the DSS certificate number.

Revision 1.33 2006/12/07 19:46:09 ayamada  
Updated the date on the document.

Revision 1.32 2006/12/07 19:44:24 ayamada  
Added FIPS Algorithm certificate numbers.

Revision 1.31 2006/11/03 17:45:58 ayamada  
Added extra space on page 2.

Revision 1.30 2006/11/03 17:39:02 ayamada  
Added patent statement.

Revision 1.29 2006/11/03 15:07:49 ayamada  
Addition of some clarifications and reference update.

Revision 1.28 2006/11/02 19:58:52 ayamada  
Simplified operational environment description.

Revision 1.27 2006/10/13 14:22:49 ayamada  
Improved to have clearer statements.

Revision 1.26 2006/09/14 14:04:22 ayamada  
Revised to add 2 platforms.  
Windows OS is updated to XP.

Revision 1.25 2006/06/28 14:09:02 ayamada  
A bit more editorial improvements.

Revision 1.24 2006/06/28 14:01:32 ayamada  
Some editorial fixes.

Revision 1.23 2006/06/27 20:15:40 mmezheri  
updated supported hardware, software diagram and algorithms table

Revision 1.22 2006/06/26 15:20:06 mmezheri  
updated regarding gse-j 2.1

Revision 1.21 2006/06/05 21:52:41 mmezheri  
new algorithms updating. Revision 1.20 2005/12/14 17:02:48 zlieber

Merged sbgsej\_2\_0 branch: -j root-of-sbgsej\_2\_0-branch -j sbgsej\_2\_0\_9

Revision 1.11.2.2 2005/09/27 18:10:34 ayamada  
Further revised the notes on the security of key establishment techniques.

Revision 1.19 2005/09/27 13:42:29 ayamada  
Added notes on security levels of Diffie-Hellman, Elliptic Curve Diffie-Hellman, and ECMQV.

Revision 1.18 2005/09/21 20:01:27 ayamada  
Added clarification on key size for the RSA key wrapping techniques.

Revision 1.17 2005/09/14 18:47:47 ayamada  
Further clarified the status of DES in Table 3.

Revision 1.16 2005/09/14 17:20:11 ayamada  
1. Fix on Table 3 to clarify the legacy status of DES.  
2. FIPS Approved is corrected to FIPS allowed for key establishment techniques.

Revision 1.15 2005/04/22 13:19:47 ayamada  
Further clarifications.

Revision 1.14 2005/03/31 17:46:50 ayamada  
Editorial corrections.

Revision 1.13 2005/03/28 15:26:50 ayamada  
Correction on the date.

Revision 1.12 2005/03/28 15:21:17 ayamada  
The algorithm certificate numbers are obtained.  
Some minor editorial corrections.

Revision 1.11 2005/02/18 18:53:36 ayamada  
A few minor corrections.

Revision 1.10 2005/02/18 16:04:20 ayamada  
More clarifications and editorial corrections.

Revision 1.9 2005/02/15 17:10:11 efung  
Typo

Revision 1.8 2005/02/11 21:16:22 efung  
Superscript the (R)

Revision 1.7 2005/02/10 23:00:19 efung  
supertab isn't actually being used (package seems to be superseded by  
supertabular)

Revision 1.6 2005/02/10 19:08:35 ayamada  
Further corrections.



Revision 1.5 2005/02/10 18:34:20 ayamada  
Editorial corrections.

Revision 1.4 2005/02/04 18:35:07 ayamada  
Completed the appendix.

Revision 1.3 2005/02/01 15:56:28 ayamada  
Editorial corrections.

Revision 1.2 2005/01/28 14:54:00 ayamada  
Revised for differences of Java from C.

Revision 1.1 2005/01/28 13:48:21 ayamada  
Initial revision: copied from GSE-C 2.0.

## 2 Cryptographic Module Specification

SB FIPS Java Module is a multiple-chip standalone cryptographic module that operates with the following components:

- A commercially available general-purpose computer hardware.
- A commercially available Operating System (OS) that runs on the computer hardware.
- A commercially available Java Virtual Machine (JVM) that runs on the computer hardware and OS.

### 2.1 Physical Specifications

The general-computer hardware component consists of the following devices:

1. CPU (Microprocessor)
2. Memory
  - (a) Working memory is located on the RAM containing the following spaces:
    - i. Input/output buffer
    - ii. Plaintext/ciphertext buffer
    - iii. Control bufferKey storage is not deployed in this module.
  - (b) Program memory is also located on RAM.
3. Hard Disk (or disks)
4. Display Controller
5. Keyboard Interface
6. Mouse Interface
7. Network Interface
8. Serial Port
9. Parallel Port
10. Power Supply

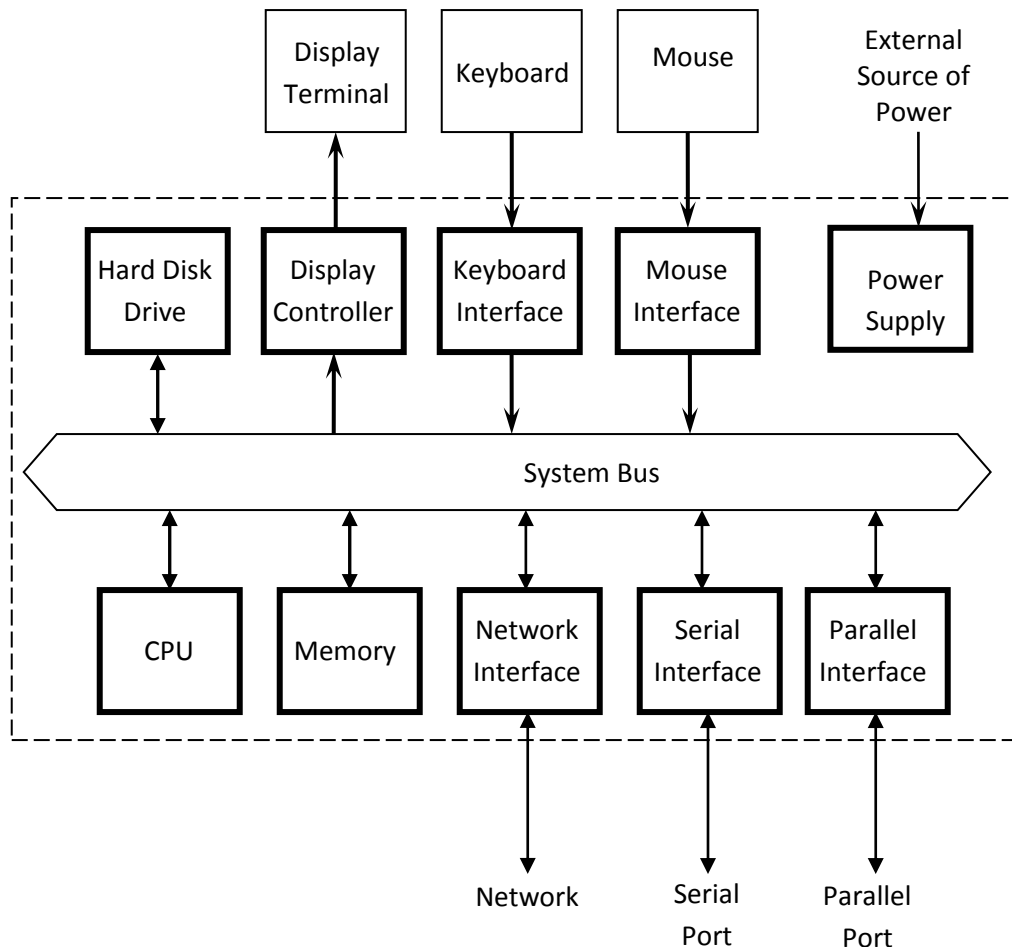
The configuration of this component is illustrated in Figure 1.

### 2.2 Computer Hardware, OS and JVM

Versions 2.9 of SB FIPS Java Module has been tested on the following representative combinations of computer hardware and OS:

1. CentOS Linux 7.0 64 bit x86 on a Dell PowerEdge 2950 running JRE 1.8.0 by Oracle
2. BlackBerry Priv with a Qualcomm 8992 Snapdragon processor, running Android OS version 6.0.1
3. Ricoh MP C3004 with a NXP ARM Cortex-A9 processor, running Android OS API level 17

The module will run on other Linux or Android Platforms while maintaining its compliance to the FIPS 140-2 Level 1 requirements.



⎓ : Physical Cryptographic Boundary

↕ : Flow of data, control input, and status output

↓ : Flow of control input      ↑ : Flow of status output

Figure 1: Cryptographic Module Hardware Block Diagram

## 2.3 Software Specifications

SB FIPS Java Module software is manufactured by Certicom Corp., providing services to the Java computer language users in the form of a Java archive (JAR). The same binary is used for all identified computer hardware and OS because the JVM underneath SB FIPS Java Module will absorb the differences of the computer and hardware and OS.

The interface into SB FIPS Java Module is via Application Programmer's Interface (API) method calls. These method calls provide the interface to the cryptographic services, for which the parameters and return codes provide the control input and status output (see Figure 2).

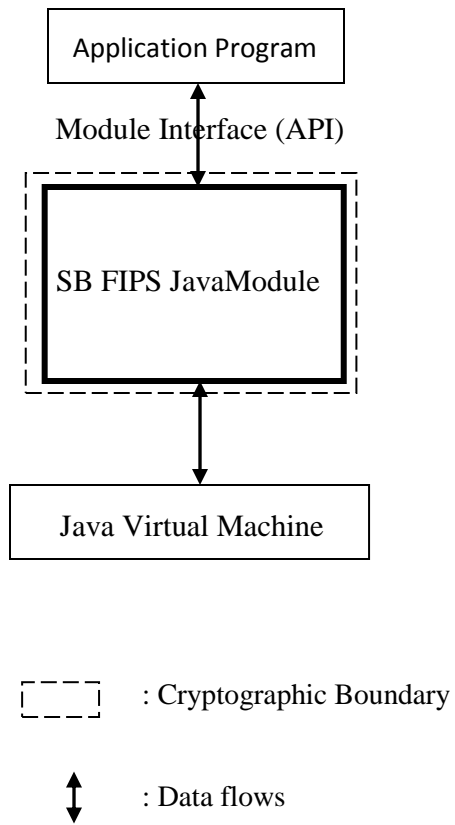


Figure 2: Cryptographic Module Software Block Diagram

### 3 Cryptographic Module Ports and Interfaces

The physical and logical interfaces are summarized in Table 2.

Table 2: Logical and Physical Interfaces

<b>I/O</b>	<b>Logical Interface</b>	<b>Physical Interface</b>
Data Input	API	Ethernet port
Data Output	API	Ethernet port
Control Input	API	Keyboard and Mouse
Status Output	Return Code	Display
Power Input	Initialization Function	The Power Supply is the power interface.
Maintenance	Not supported	Not supported

## 4 Roles, Services, and Authentication

### 4.1 Roles and Services

SB FIPS Java Module supports Crypto Officer and User Roles (see Table 3). These roles are enforced by this Security Policy.

Table 3: Roles and Services

Service <sup>1</sup>	Crypto Officer	User
<b>Initialization, etc.</b>		
Initialization	X	X
Deinitialization	X	X
Self-tests	X	X
Show status	X	X
<b>Symmetric Ciphers (AES and Triple DES)</b>		
Key generation (Triple-DES only)	X	X
Encrypt	X	X
Decrypt	X	X
Key zeroization	X	X
<b>Hash Algorithms and Message Authentication (SHA, HMAC)</b>		
Hashing	X	X
Message Authentication	X	X
<b>Random Bit Generation</b>		
Instantiation	X	X
Request	X	X
CSP/Key zeroization	X	X
<b>Digital Signature (DSA, ECDSA, RSA)</b>		
Key pair generation	X	X
Sign	X	X
Verify	X	X
Key zeroization	X	X
<b>Key Agreement (Diffie-Hellman, Elliptic Curve Diffie-Hellman, ECMQV)</b>		
Key pair generation	X	X
Shared secret generation	X	X
Key zeroization	X	X
<b>Key Wrapping (RSA)</b>		
Key pair generation	X	X
Wrap	X	X
Unwrap	X	X
Key zeroization	X	X

In order to operate the module securely, it is the Crypto Officer and User's responsibility to confine calls to those methods that have been FIPS 140-2 Approved. Thus, in the approved mode of operation, all Roles shall confine themselves to calling FIPS Approved algorithms, as marked in Table 4.

---

<sup>1</sup> These services are non-Approved when using one of the non-Approved algorithms as specified in Table 4.

## 4.2 Security Functions

SB FIPS Java Module supports many cryptographic algorithms. The set of cryptographic algorithms supported by SB FIPS Module is given in Table 4.

Table 4: Supported Algorithms and Standards

	Algorithm	FIPS Approved or Allowed	Cert #
<b>Block Ciphers</b>	DES (ECB, CBC, CFB64, OFB64)		
	Triple DES (ECB, CBC, CFB64, OFB64 [SP 800-67])	X	#2188, #2320, #2321
	DESX (ECB, CBC, CFB64, OFB64)		
	AES (ECB, CBC, CFB128, OFB128, CTR, CCM, CMAC, GCM) [FIPS 197]	X	#3988
	AES (ECB, CBC, CFB128, OFB128, CTR) [FIPS 197]		#4299, #4300
	ARC2 (ECB, CBC, CFB64, OFB64) [RFC 2268]		
<b>Stream Cipher</b>	ARC4		
<b>Hash Functions</b>	SHA-1 [FIPS 180-4]	X	#3292, #3537, #3538
	SHA-224 [FIPS 180-4]	X	#3292, #3537, #3538
	SHA-256 [FIPS 180-4]	X	#3292, #3537, #3538
	SHA-384 [FIPS 180-4]	X	#3292, #3537, #3538
	SHA-512 [FIPS 180-4]	X	#3292, #3537, #3538
	MD5 [RFC 1321]		
	MD2 [RFC 1115]		
	RIPEMD		
<b>Message Authentication</b>	HMAC-SHA-1 [FIPS 198-1]	X	#2603, #2835, #2836
	HMAC-SHA-224 [FIPS 198-1]	X	#2603, #2835, #2836
	HMAC-SHA-256 [FIPS 198-1]	X	#2603, #2835, #2836
	HMAC-SHA-384 [FIPS 198-1]	X	#2603, #2835, #2836
	HMAC-SHA-512 [FIPS 198-1]	X	#2603, #2835, #2836
	HMAC-MD5 [RFC 2104]		
<b>Random Bit Generation</b>	ANSI X9.62 RNG [ANSI X9.62]		
	DRBG [NIST SP 800-90A Rev. 1]	X	#1180, #1359, #1360
	NDRGB (GenerateSeed())	X	
<b>Digital Signature</b>	DSA [FIPS 186-4]	X	#1084, #1142, #1143



	ECDSA [FIPS 186-4]	X	#884, #1009, #1010
	RSA PKCS #1 v1.5 Signature [PKCS #1 v2.1]	X	#2046, #2320, #2321
	RSA PSS [PKCS #1 v2.1]	X	#2046, #2320
	ECVQ		
<b>Key Agreement</b>	Diffie-Hellman [NIST SP 800-56A]	X	#83, #98, #99
	Elliptic Curve Diffie Hellman [NIST SP 800-56A]	X	#83, #98, #99
	ECMQV [NIST SP 800-56A]	X	#83, #98, #99
<b>Key Wrapping</b>	RSA PKCS #1 v1.5 Encryption [PKCS #1 v2.1]	X	
	RSA OAEP [KTS, vendor affirmed]	X	
	ECIES [ANSI X9.63]		

The Triple-DES, AES (ECB, CBC, CFB128, OFB128, CTR, CCM, GCM, and CMAC modes), SHS (SHA-1, SHA-224, SHA-256, SHA-384, and SHA-512), HMAC-SHS (HMACSHA-1, HMAC-SHA-224, HMAC-SHA256, HMAC-SHA-384, and HMAC-SHA-512), random bit generation (NIST SP 800-90A), DSA, ECDSA, RSA PKCS #1 v1.5 Signature, and RSA PSS algorithms, and NIST SP 800-56A Key Establishment techniques (key agreement) Diffie-Hellman with strength  $\geq 112$  bits, Elliptic Curve Diffie-Hellman, and ECMQV have been independently tested. SB FIPS Java Module also supports a NIST SP 800-56B Key Establishment technique (key wrapping), RSA OAEP. In order to operate the module in a FIPS Approved mode of operation only these FIPS Approved or allowed algorithms may be used. The operator shall use an Approved DRBG internal to the module to generate the IV when using AES GCM encryption.

DES, DESX, AES CCM\* (CCM star) mode, random bit generation (ANSI X9.62), ARC2, ARC4, MD5, MD2, RIPEMD and HMAC-MD5, ECVQ, ECIES, RSA PKCS #1 v1.5 Encryption algorithm, and Diffie-Hellman with strength  $< 112$  bits are supported as non FIPS Approved algorithms. In order to operate the module in a FIPS Approved mode of operation these algorithms must not be used.

Please be advised, 2-Key Triple-DES decryption is permitted for legacy purposes. 2-Key Triple-DES encryption is now considered a non-FIPS Approved algorithm as of January 1, 2016. Please see NIST SP 800-131A for more information.

Table 5 summarizes the keys and CSPs used in the FIPS mode.

Table 5: Key and CSP, Key Size, Security Strength, and Access

Algorithm	Key and SP	Key Size	Strength	Access
AES	key	128-256 bits	128-256 bits	Use
Triple-DES	key	192 bits	112 bits	Create, Read, Use
HMAC	key	160-512 bits	160-512 bits	Use
DRBG	seed	160-512 bits	160-512 bits	Use
DSA	key pair	2048-15360 bits	112-256 bits	Create, Read, Use
ECDSA	key pair	224-571 bits	112-256 bits	Create, Read, Use
RSA Signature	key pair	2048-15360 bits	112-256 bits	Create, Read, Use
Diffie-Hellman	static/ephemeral key pair	Public key 2048-15360 bits/ private key 224-512 bits	112-256 bits	Create, Read, Use

Elliptic Curve Diffie-Hellman	static/ephemeral key pair	224-571 bits	112-256 bits	Create, Read, Use
ECMQV	static/ephemeral key pair	224-571 bits	112-256 bits	Create, Read, Use
RSA Key wrapping	key pair	2048-15360 bits	112-256 bits	Create, Read, Use

**Note:**

Diffie-Hellman (key agreement; key establishment methodology provides between 112 and 256 bits of encryption strength (public key between 2048 and 15360 bits, private key between 224 and 512 bits); non-compliant less than 112-bits of encryption strength (public key less than 2048 bits, private key less than 224 bits))

Elliptic Curve Diffie-Hellman (key agreement; key establishment methodology provides between 112 and 256 bits of encryption strength; non-compliant less than 112-bits of encryption strength)

ECMQV (key agreement; key establishment methodology provides between 112 and 256 bits of encryption strength; non-compliant less than 112-bits of encryption strength)

In FIPS approved mode, only the elliptic curves P-224, P-256, P-384, P-521, K-233, K-283, K-409, K-571, B-233, B-283, B-409 and B-571 can be used.

SB FIPS module supports the elliptic curves K-163, B-163, P-192, secp160r1, sect239k1 and wTLS5 that are not FIPS approved. They can be used with the ECDSA, ECDH, ECMQV and ECIES algorithms, but not in FIPS approved mode.

RSA (key wrapping; key establishment methodology provides between 112 and 256 bits of encryption strength; non-compliant less than 112-bits of encryption strength)

Digital signature generation that provides less than 112 bits of security (using RSA, DSA or ECDSA) is disallowed beginning January 1st, 2014.

Digital signature generation using SHA-1 as its underlying hash function is disallowed beginning January 1st, 2014.

HMAC-SHA-1 shall have a key size of at least 112 bits

## **4.3 Operator Authentication**

SB FIPS Java Module does not deploy authentication mechanism. The roles of Crypto Officer and User are implicitly selected by the operator.

## 5 Finite State Model

The Finite State model contains the following states:

- Installed/Uninitialized
- Initialized
- Self-Test
- Idle
- Crypto Officer/User
- Error

The following is the important features of the state transition:

1. When the module is installed by the Crypto Officer, the module is in the Installed/Uninitialized state.
2. When the initialization command is applied to the module, i.e., the module is loaded on the memory, turning to the Initialization state. Then, it transits to the Self-Test state automatically, running the Power-up Tests. While in the Self-Test state, the module prohibits all data output via the data output interface. On success the module enters Idle; on failure the module enters Error and the module is disabled. From the Error state the Crypto Officer may need to re-install to attempt correction.
3. From the Idle state (which is only entered if Self-Tests have succeeded), the module can transit to the Crypto Officer/User state when an API method is called.
4. When the API method has completed successfully, the state transits back to Idle.
5. If the Conditional Test (Continuous RNG Test or Pair-wise Consistency Test) fails, the state transits to Error and the module is disabled.
6. When On-demand Self-Test is executed, the module enters the Self-Test state. On success the module enters Idle; on failure the module enters Error and the module is disabled.
7. When the de-initialization command is executed, the module goes back to the Installed/Uninitialized state.

## **6 Physical Security**

Physical security is not applicable to this software module at Level 1 Security.

## **7 Operational Environment**

This module is to be run in single user operational environment, where each user application runs in virtually separated independent space. Note that modern operating systems such as Linux and Android provide such operational environment.

## 8 Cryptographic Key Management

SB FIPS Java Module provides the underlying methods to support FIPS 140-2 Level 1 key management. The user will select FIPS Approved algorithms and will handle keys with appropriate care to build up a system that complies with FIPS 140-2. It is the Crypto Officer and User's responsibility to select FIPS 140-2 validated algorithms (see Table 4).

### 8.1 Key Generation

SB FIPS Module provides FIPS 140-2 compliant key generation. The underlying random number generation uses a FIPS Approved method, a DRBG (hash, HMAC or counter based on block cipher).

The module also supports Dual\_EC DRBG, however, the use of Dual\_EC DRBG is non-approved for key generation. No keys generated using this version of the DRBG can be used to protect sensitive data in the Approved mode. Any random output in Approved mode using the DUAL\_EC DRBG is equivalent to plaintext.

### 8.2 Key Establishment

SB FIPS Java Module provides the following FIPS allowed key establishment techniques [5]:

1. Diffie-Hellman
2. Elliptic Curve Diffie-Hellman
3. ECMQV
4. RSA OAEP

The Elliptic Curve Diffie-Hellman and ECMQV key agreement technique implementations support elliptic curve sizes from 160 bits to 571 bits that provide between 80 and 256 bits of security strength, where 224 bits and above must be used to provide a minimum of 112 bits of security in the FIPS mode. The Diffie-Hellman key agreement technique implementation supports modulus sizes from 512 bits to 15360 bits that provide between 56 and 256 bits of security strength, where 2048 bits and above must be used to provide a minimum of 112 bits of security in the FIPS mode. The RSA OAEP key wrapping implementation supports modulus sizes from 512 bits to 15360 bits that provides between 56 and 256 bits of security, where 2048 bits and above must be used to provide minimum of 112 bits of security in the FIPS mode.

It is the user's responsibility to ensure that the appropriate key establishment techniques are applied to the appropriate keys.

### 8.3 Key Entry and Output

Secret (security sensitive) keys must be imported into or exported from the SB FIPS Java Module in encrypted form using a FIPS Approved algorithm when crossing the module's physical boundary.

### 8.4 Key Storage

SB FIPS Java Module is a low-level cryptographic toolkit, and as such does not provide key storage.

## **8.5 Zeroization of Keys**

SB FIPS Java Module provides zeroizable interfaces which implement zeroization methods. Zeroization of all keys and CSPs are performed in the finalizing methods of the objects; JVM executes the finalizing methods every time it operates garbage collection.



## 9 Self-Tests

### 9.1 Power-up Tests

#### 9.1.1 Tests upon Power-up

Self-tests are initiated automatically by the module at start-up. The following tests are applied:

**1. Known Answer Tests (KATs):**

KATs are performed on Triple-DES encrypt, Triple-DES decrypt, AES encrypt, AES decrypt, SHS (via HMAC-SHS), HMAC-SHS, DRBG hash/HMAC/counter health tests (instantiate, generate, reseed and un-instantiate), RSA sign and RSA verify, Diffie-Hellman, Elliptic Curve Diffie-Hellman, ECMQV and KDF (via key agreement). For DSA and ECDSA, Pair-wise Consistency Test is used.

**2. Software Integrity Test:**

The software integrity test deploys ECDSA signature validation to verify the integrity of the module.

#### 9.1.2 On-Demand Self-Tests

On-demand self-tests may be invoked by the Cryptographic Officer or User by invoking a method, which is described in the Crypto Officer And User Guide in Appendix A.

## 9.2 Conditional Tests

The Continuous RNG Test is executed on all data generated by the NIST SP 800-90A DRBG, examining the first 160 bits of each requested random generation for repetition. This ensures that the RNG is not stuck at any constant value.

Also, upon each generation of a RSA, DSA or ECDSA key pair, the generated key pair is tested of their correctness by generating a signature and verifying the signature on a given message as a Pair-wise Consistency Test.

Upon generation or reception of Diffie-Hellman, Elliptic Curve Diffie-Hellman, or ECMQV key pair, the key pair is tested of their correctness by checking shared secret matching of two key agreement parties as a Pair-wise Consistency Test.

## 9.4 Failure of Self-Tests

Failure of the Self-Tests places the cryptographic module in the Error state, wherein no cryptographic operations can be performed. The module is disabled. Additionally, the cryptographic module will throw a Java exception to the caller.

## **10 Design Assurance**

### **10.1 Configuration Management**

A configuration management system for the cryptographic module is employed and has been described in a document to the certifying lab. It uses Subversion (SVN) to track the configurations.

### **10.2 Delivery and Operation**

Please refer to Section A.1 of Crypto Officer And User Guide in Appendix A to review the steps necessary for the secure installation and initialization of the cryptographic module.

### **10.3 Development**

Detailed design information and procedures have been described in documentation submitted to the testing laboratory. The source code is fully annotated with comments, and is also submitted to the testing laboratory.

### **10.4 Guidance Documents**

Crypto Officer Guide And User Guide is provided in Appendix A. This appendix outlines the operations for Crypto Officer and User to ensure the security of the module.

## 11 Mitigation of Other Attacks

SB FIPS Java Module implements mitigation of the following attacks:

1. Timing Attack on RSA
2. Attack on biased private key of DSA

### 11.1 Timing Attack on RSA

When employing Montgomery computations, timing effects allow an attacker to tell when the base of exponentiation is near the secret modulus. This leaks information concerning the secret modulus.

In order to mitigate this attack, the following is executed: The bases of exponentiation are randomized by a novel technique that requires no inversion to remove.

Note that Remote Timing Attacks are practical:

<http://crypto.stanford.edu/~dabo/papers/ssl-timing.pdf>

### 11.2 Attack on Biased Private Key of DSA

The standard for choosing ephemeral values in DSA signature introduce a slight bias. Means to exploit these biases were presented to ANSI by D. Bleichenbacher.

In order to mitigate this attack, the following is executed: The bias in the RNG is reduced to levels which are far below the Bleichenbacher attack threshold.

Change Notice 1 of FIPS 186-2 is published to mitigate this attack:

<http://csrc.nist.gov/publications/fips/archive/fips186-2/fips186-2-change1.pdf>

# A Crypto Officer And User Guide

## A.1 Installation

In order to carry out a secure installation of SB FIPS Java Module, the Crypto Officer must follow the procedure described in this section.

### A.1.1 Installing

The Crypto Officer is responsible for the installation of SB FIPS Java Module. Only the Crypto Officer is allowed to install the product.

Place the cryptographic module, `EccpressoFIPS.jar` in `CLASSPATH` or as in installed extension.

### A.1.2 Uninstalling

Remove the jar file, `EccpressoFIPS.jar`, from the computer hardware.

## A.2 Commands

### A.2.1 Initialization

```
FIPSManage.getInstance().activateFIPSMode()
```

This method runs a series of Self-Tests on the module. These tests examine the integrity of the shared object, and the correct operation of the cryptographic algorithms. If these tests are successful, the module will be enabled.

The Self-Tests are automatically run whenever a `CryptoTransform` or `DRBG` object is created. Therefore, there is no need to invoke this method to initialize the module explicitly.

If the module has been de-initialized by a previous call to `FIPSManage.getInstance().deactivateFIPSMode()`, it can be re-initialized by calling this method.

### A.2.2 De-Initialization

```
FIPSManage.getInstance().deactivateFIPSMode()
```

This method de-initializes the module.

### A.2.3 Self-Tests

```
FIPSManage.getInstance().runSelfTests()
```

This method runs a series of Self-Tests, and returns if the tests are successful, otherwise, an exception is thrown. These tests examine the integrity of the shared object, and the correct operation of the cryptographic algorithms. If these tests fail, the module will be disabled. Section A.3 of this document describes how to recover from the disabled state.

### A.2.4 Show Status

Status can be found by calling `FIPSManager.getInstance().isFIPSMode()` and `FIPSManager.getInstance().requestCryptoOperation()`. If both methods return true, the module is in the Idle state.

## A.3 When Module is Disabled

When SB FIPS Java Module becomes disabled, attempt to bring the module back to the Installed state by calling the de-initialization method, and then to initialize the module using the initialization method. If the initialization is successful, the module is recovered. If this attempt fails, uninstall the module and re-install it. If the module is initialized successfully by this re-installation, the recovery

is successful. If this recovery attempt fails, it indicates a fatal error. Please contact Certicom Support immediately.

## **A.4 FIPS Mode**

In order to operate in FIPS 140-2 mode, it is the user's responsibility to use FIPS Approved algorithms, as marked in Table 4.