

The attached DRAFT document (provided here for historical purposes) has been superseded by the following publication:

Publication Number: **NIST Interagency Report 8011 Volume 2**

Title: *Automation Support for Security Control Assessments.
Volume 1: Hardware Asset Management*

Publication Date: **June 2017**

- Final Publication: <https://doi.org/10.6028/NIST.IR.8011-2> (which links to <http://nvlpubs.nist.gov/nistpubs/ir/2017/NIST.IR.8011-2.pdf>).
- Information on other NIST cybersecurity publications and programs can be found at: <http://csrc.nist.gov/>

The following information was posted with the attached DRAFT document:

Feb. 2, 2016

NIST IR 8011

DRAFT Automation Support for Security Control Assessments

Volume 1: Overview

Volume 2: Hardware Asset Management

The National Institute of Standards and Technology (NIST) is pleased to announce the initial public draft release of NIST Internal Report (NISTIR) 8011, *Automation Support for Security Control Assessments*, Volumes 1 and 2. This NISTIR represents a joint effort between NIST and the Department of Homeland Security to provide an operational approach for automating security control assessments in order to facilitate information security continuous monitoring (ISCM), ongoing assessment, and ongoing security authorizations in a way that is consistent with the NIST Risk Management Framework overall and the guidance in NIST SPs 800-53 and 800-53A in particular.

NISTIR 8011 will ultimately consist of 13 volumes. Volume 1 introduces the general approach to automating security control assessments, 12 ISCM security capabilities, and terms and concepts common to all 12 capabilities. Volume 2 provides details specific to the hardware asset management security capability. The remaining 11 ISCM security capability volumes will provide details specific to each capability but will be organized in a very similar way to Volume 2.

Public comment period is open through **March 18, 2016**. Please submit public comments to sec-cert@nist.gov. Comments are accepted in any desired format.

1 **DRAFT NISTIR 8011**
2 **Volume 2**

3 **Automation Support for**
4 **Security Control Assessments**
5 *Volume 2: Hardware Asset Management*

6 Kelley Dempsey
7 Paul Eavy
8 George Moore
9

10
11
12
13 This publication is available free of charge from:
14 <http://dx.doi.org/10.6028/NIST.IR.XXXX>
15

DRAFT NISTIR 8011
Volume 2

**Automation Support for
Security Control Assessments**
Volume 2: Hardware Asset Management

Kelley Dempsey
*Computer Security Division
Information Technology Laboratory*

Paul Eavy
*Federal Network Resilience Division
Department of Homeland Security*

George Moore
*Johns Hopkins University
Applied Physics Laboratory*

This publication is available free of charge from:
<http://dx.doi.org/10.6028/NIST.IR.XXXX>

February 2016



U.S. Department of Commerce
Penny Pritzker, Secretary

National Institute of Standards and Technology
Willie May, Acting Under Secretary of Commerce for Standards and Technology and Acting Director

46

47 National Institute of Standards and Technology Interagency Report 8011, Volume 2
48 153 pages (February 2016)

49 This publication is available free of charge from:
50 <http://dx.doi.org/10.6028/NIST.IR.XXXX>

51 Certain commercial entities, equipment, or materials may be identified in this document in order to describe
52 an experimental procedure or concept adequately. Such identification is not intended to imply
53 recommendation or endorsement by NIST, nor is it intended to imply that the entities, materials, or
54 equipment are necessarily the best available for the purpose.

55 There may be references in this publication to other publications currently under development by NIST in
56 accordance with its assigned statutory responsibilities. The information in this publication, including
57 concepts and methodologies, may be used by federal agencies even before the completion of such
58 companion publications. Thus, until each publication is completed, current requirements, guidelines, and
59 procedures, where they exist, remain operative. For planning and transition purposes, federal agencies may
60 wish to closely follow the development of these new publications by NIST.

61 Organizations are encouraged to review all draft publications during public comment periods and provide
62 feedback to NIST. Many NIST information security publications, other than the ones noted above, are
63 available at <http://csrc.nist.gov/publications>.

64 **Public comment period: February 1, 2016 through March 18, 2016**

65 All comments are subject to release under the Freedom of Information Act (FOIA)

66

67 National Institute of Standards and Technology
68 Attn: Computer Security Division, Information Technology Laboratory
69 100 Bureau Drive (Mail Stop 8930) Gaithersburg, MD 20899-8930
70 Email: sec-cert@nist.gov

Reports on Computer Systems Technology

72 The Information Technology Laboratory (ITL) at the National Institute of Standards and
73 Technology (NIST) promotes the U.S. economy and public welfare by providing technical
74 leadership for the Nation's measurement and standards infrastructure. ITL develops tests, test
75 methods, reference data, proof-of-concept implementations, and technical analyses to advance
76 the development and productive use of information technology. ITL's responsibilities include the
77 development of management, administrative, technical, and physical standards and guidelines for
78 the cost-effective security and privacy of other than national security-related information in
79 federal information systems.

80

Abstract

81 The NISTIR 8011 volumes focus on each individual information security capability, adding
82 tangible detail to the more general overview given in NISTIR 8011 Volume 1, and providing a
83 template for transition to a detailed, NIST standards-compliant automated assessment. This
84 document, Volume 2 of NISTIR 8011, addresses the Hardware Asset Management (HWAM)
85 information security capability. The focus of the HWAM capability is to manage risk created by
86 unmanaged devices on a network. Unmanaged devices are targets that attackers can use to gain
87 and more easily maintain a persistent platform from which to attack the rest of the network.

88

Keywords

89 actual state; assessment; assessment boundary; assessment method; authorization boundary;
90 automated assessment; automation; capability; continuous diagnostics and mitigation;;
91 dashboard; defect; defect check; desired state specification; information security continuous
92 monitoring; mitigation; ongoing assessment; root cause analysis; security automation; security
93 capability; security control; security control assessment; security control item.

Acknowledgments

95 The authors, Kelley Dempsey of the National Institute of Standards and Technology (NIST), Dr.
96 George Moore of the Applied Physics Laboratory at Johns Hopkins University, and Paul Eavy
97 of the Department of Homeland Security, wish to thank their colleagues who reviewed drafts of
98 this document, including Nathan Aileo, Nadya Bartol, Craig Chase, Ann Dixon, Jim Foti, John
99 Groenveld, Susan Hansche, Alicia Jones, Amy Heydman, Elizabeth Lennon, Jaime Miller, Susan
100 Pagan, Daniel Portwood, Ron Ross, Martin Stanley, Kevin Stine, Robin Walker, Kimberly
101 Watson, and Jim Wiggins. The authors also gratefully acknowledge and appreciate the comments
102 and contributions made by government agencies, private organizations, and individuals in
103 providing direction and assistance in the development of this document.

105
106
107
108
109
110
111
112
113
114
115
116
117
118
119
120
121
122
123
124
125
126
127
128
129
130
131
132
133

Table of Contents

List of Figures.....	vii
List of Tables	vii
Executive Summary	viii
1. Introduction.....	1
<i>1.1 Purpose and Scope.....</i>	<i>1</i>
<i>1.2 Target Audience.....</i>	<i>1</i>
<i>1.3 Organization of this Volume.....</i>	<i>1</i>
<i>1.4 Interaction with Other Volumes in this NISTIR.....</i>	<i>1</i>
2. Hardware Asset Management (HWAM) Capability Definition, Overview, and Scope.....	2
<i>2.1 HWAM Capability Description.....</i>	<i>2</i>
<i>2.2 HWAM Attack Scenarios and Desired Result.....</i>	<i>2</i>
<i>2.3 Objects Protected and Assessed by HWAM.....</i>	<i>5</i>
<i>2.4 HWAM Data Requirements</i>	<i>6</i>
<i>2.5 HWAM Concept of Operational Implementation</i>	<i>8</i>
<i>2.5.1 Collect Actual State.....</i>	<i>9</i>
<i>2.5.2 Collect Desired State</i>	<i>10</i>
<i>2.5.3 Find/Prioritize Defects.....</i>	<i>10</i>
<i>2.6 SP 800-53 Control Items that Support HWAM.....</i>	<i>10</i>
<i>2.6.1 Process for Identifying Needed Controls.....</i>	<i>10</i>
<i>2.6.2 Control Item Nomenclature</i>	<i>11</i>
<i>2.7 HWAM Specific Roles and Responsibilities.....</i>	<i>11</i>
<i>2.8 HWAM Assessment Boundary</i>	<i>13</i>
<i>2.9 HWAM Actual State and Desired State Specification</i>	<i>13</i>
<i>2.10 HWAM Authorization Boundary and Inheritance</i>	<i>14</i>
<i>2.11 HWAM Assessment Criteria Recommended Scores and Risk-Acceptance Thresholds.....</i>	<i>14</i>
<i>2.12 HWAM Assessment Criteria Device Groupings to Consider</i>	<i>14</i>
3. HWAM Security Assessment Plan Documentation Template.....	14
<i>3.1 Introduction and Steps for Adapting This Plan.....</i>	<i>14</i>

134 3.1.1 *Select Defect Checks to Automate*.....15

135 3.1.2 *Adapt Roles to the Organization*.....16

136 3.1.3 *Automate Selected Defect Checks*.....16

137 3.2 *HWAM Sub-Capabilities and Defect Check Tables and Templates*.....18

138 3.2.1 *Foundational Sub-Capabilities and Corresponding Defect Checks*.....19

139 3.2.2 *Local Sub-Capabilities and Corresponding Defect Checks*32

140 3.2.3 *Security Impact of Each Sub-Capability on an Attack Step Model*56

141 3.3 *HWAM Control (Item) Security Assessment Plan Narrative Tables and Templates*.....63

142 3.3.1 *Outline Followed for Each Control Item*.....64

143 3.3.2 *Outline Organized by Baselines*.....64

144 3.3.3 *Low Baseline Security Control Item Narratives*66

145 3.3.4 *Moderate Baseline Security Control Item Narratives*79

146 3.3.5 *High Baseline Security Control Item Narratives*.....108

147 3.4 *Control Allocation Tables*.....120

148 3.4.1 *Low Baseline Control Allocation Table*.....121

149 3.4.2 *Moderate Baseline Control Allocation Table*.....122

150 3.4.3 *High Baseline Control Allocation Table*.....123

151 **Appendix A. Traceability of HWAM Control Items to Example Attack Steps**..... **A-1**

152 **Appendix B. Control Items in the Low-High Baseline that were Selected by the**

153 **Keyword Search, but were Manually Determined to be False Positives****B-1**

154 **Appendix C. Control Items Not in the Low-High Baseline**..... **C-1**

155 **Appendix D. HWAM-Specific Acronyms**..... **D-1**

156

157

158
159
160
161
162
163
164
165
166
167
168
169
170
171
172
173
174
175
176
177
178
179
180
181

List of Figures

Figure 1: HWAM Impact on an Attack Step Model.....	4
Figure 2: Definition of <i>Devices</i> for HWAM.....	5
Figure 3: Definition of <i>Device Subcomponents</i> for HWAM	6
Figure 4: HWAM Concept of Operations (CONOPS)	9
Figure 5: Primary Roles in Automated Assessment of HWAM.....	13
Figure 6: Main Steps in Adapting the Plan Template.....	15
Figure 7: Sub-Steps to Select Defect Checks to Automate.....	15
Figure 8: Sub-Steps to Adapt Roles to the Organization.....	16
Figure 9: Sub-Steps to Automate Selected Defect Checks	16

List of Tables

Table 1: HWAM Impact on an Attack Step Model	3
Table 2: Traceability among Requirement Levels.....	5
Table 3: HWAM Actual State Data Requirements.....	6
Table 4: HWAM Desired State Data Requirements	7
Table 5: Operational and Managerial Roles for HWAM.....	12
Table 6: Mapping of Attack Steps to Security Sub-Capability.....	56
Table 7: Applicability of Control Items.....	65
Table 8: Low Baseline Control (Item) Allocation Table	121
Table 9: Moderate Baseline Control (Item) Allocation Table	122
Table 10: High Baseline Control (Item) Allocation Table	123

182 **Executive Summary**

183 The National Institute of Standards and Technology (NIST) and the Department of Homeland
184 Security (DHS) have collaborated on the development of a process that automates the test
185 assessment method described in NIST Special Publication (SP) 800-53A for the security controls
186 catalogued in SP 800-53. The process is consistent with the Risk Management Framework as
187 described in SP 800-37 and the Information Security Continuous Monitoring (ISCM) guidance in
188 SP 800-137. The multivolume NIST Interagency Report 8011 (NISTIR 8011), which has been
189 developed to provide information on automation support for ongoing assessments, describes how
190 ISCM facilitates automated ongoing assessment to provide near-real-time security- and privacy-
191 related information to organizational officials on the state of their systems and organizations.

192 The NISTIR 8011 volumes focus on each individual information security capability to (a) add
193 tangible detail to the more general overview given in NISTIR 8011 Volume 1; and (b) provide a
194 template for transition to detailed, standards-compliant automated assessment.

195 This document, which is Volume 2 of NISTIR 8011, addresses the information security
196 capability known as Hardware Asset Management (HWAM). The focus of the HWAM
197 capability is to manage risk created by unmanaged devices that are on a network. When devices
198 are unmanaged, they are vulnerable because they tend to be forgotten or unseen. Moreover, when
199 vulnerabilities are discovered on devices that are unmanaged, there is no one assigned to reduce
200 the risk. As a result, unmanaged devices are targets that attackers can use to gain and more easily
201 maintain a persistent platform from which to attack the rest of the network.

202 A well-designed HWAM program helps to prevent (a) entry of exploits or natural events into a
203 network; (b) exploits or events from gaining a foothold; and (c) the exfiltration of information.
204 The assessment helps verify that hardware asset management is working.

205 In [Section 3](#), detailed step-by-step processes are outlined to adapt or customize the template
206 presented here to meet the needs of a specific assessment target network and apply the results to
207 the assessment of all authorization boundaries on that network. [Section 3](#) also provides a process
208 to implement the assessment (diagnosis) and mitigation. Automated testing related to these
209 controls for HWAM, as outlined here, is compliant with other NIST guidance.

210 It has not been obvious to security professionals how to automate testing of other than technical
211 controls. This volume documents a detailed assessment plan to assess the effectiveness of
212 controls related to authorizing and assigning devices to be managed. Included are specific tests
213 that form the basis for such a plan, how the tests apply to specific controls, and the kinds of
214 resources needed to operate and use the assessment to mitigate defects found. For HWAM, it can
215 be shown that the assessment of 88 percent of controls in the Low-Medium-High baseline *can* be
216 automated.

217 Properly used, the methods outlined here are designed to provide objective, timely, and complete
218 identification of security defects related to HWAM at a lower cost than manual assessment
219 methods. If that information is used properly, it can drive the most efficient and effective
220 remediation of the worst security defects found.

221 This volume assumes the reader is familiar with the concepts and ideas presented in the
222 Overview (NISTIR 8011, Volume 1). Terms used herein are also defined in the Volume 1
223 glossary

224 **1. Introduction**

225 **1.1 Purpose and Scope**

226 The purpose of the National Institute of Standards (NIST) Interagency Report (NISTIR) 8011
227 series is to provide an operational approach for automating the assessment of security controls to
228 facilitate information security continuous monitoring (ISCM) and near-real-time risk
229 management decision making. The overall purpose and scope of the complete NISTIR 8011 can
230 be found in Volume 1 of this NISTIR (Overview). Volume 2 addresses automation support for
231 the assessment of SP 800-53 security controls related to the ISCM-defined security capability
232 named *Hardware Asset Management* (HWAM).

233 **Note**

234 The automated assessment information provided in this volume addresses
235 only security controls/control items that are implemented for **hardware**.

236 **1.2 Target Audience**

237 The target audience for this volume is generally the same as that described in Volume 1 of this
238 NISTIR. Because it is focused on HWAM, it may be of special relevance to those who manage
239 hardware. However, it is still of value to others to help understand the risks hardware may be
240 imposing on non-hardware assets.

241 **1.3 Organization of this Volume**

242 [Section 2](#) provides an overview of the HWAM capability to clarify both scope and purpose and
243 provides links to additional information specific to the HWAM capability. [Section 3](#) provides
244 detailed information on the HWAM defect checks and how they automate assessment of the
245 effectiveness of SP 800-53 security controls that support the HWAM capability. [Section 3](#) also
246 provides artifacts that can be used by an organization to produce an automated security control
247 assessment plan for most of the control items supporting Hardware Asset Management.

248 **1.4 Interaction with Other Volumes in this NISTIR**

249 Volume 1 of this NISTIR (Overview) provides a conceptual synopsis of using automation to
250 support security control assessment and provides definitions and background information that
251 facilitates understanding of the information in this and subsequent volumes. This volume
252 assumes that the reader is familiar with that information.

253 The HWAM capability identifies all devices that are present on the network. This supports other
254 capabilities by providing the full census of devices to check for defects related to software,
255 device privileges, and device behavior.

256 **2. Hardware Asset Management (HWAM) Capability**
257 **Definition, Overview, and Scope**

258 Hardware asset management recognizes that devices on networks that are unauthorized¹ and/or
259 unassigned for management are likely to be vulnerable. External and inside attackers search for
260 such devices and exploit them, either for what the device itself can offer, or as a platform from
261 which to persist on the network to attack other assets. By removing unauthorized devices and/or
262 authorizing them and ensuring they are assigned to a person or team for system administration,
263 HWAM helps reduce the probability that attackers will find and easily exploit devices.

264 **2.1 HWAM Capability Description**

265 The Hardware Asset Management Capability provides an organization visibility into the devices
266 operating on its network(s), so it can manage and defend itself in an appropriate manner. It also
267 provides a view of device management responsibility in a way that prioritized defects can be
268 presented to the responsible party for mitigation actions and risk acceptance decisions.

269 HWAM identifies devices, including virtual machines, actually present on the network and
270 compares them with the *desired state* inventory to determine if they are authorized. Some
271 devices are network-addressable, and others are removable (and presumably connected to
272 addressable devices). The means for identifying the actual devices will vary, depending on the
273 automated capabilities available and which type of device it is.

274 The ISCM process (as adapted for each agency) will provide insight into what percentage of the
275 actual hardware assets are included in the desired state, and of those, how many identify an
276 assigned manager.

277 **2.2 HWAM Attack Scenarios and Desired Result**

278 This document (NISTIR 8011) uses an attack step model to summarize the seven primary steps
279 in most cyber attacks (see Figure 1: HWAM Impact on an Attack Step Model). HWAM is
280 designed to block or delay attacks at the attack steps listed in Table 1: HWAM Impact on an
281 Attack Step Model.

282

¹ Unauthorized devices are those devices that have not been assessed and authorized to operate as part of an overall information system authorization process or individually if the device was added to an information system after the initial information system authorization.

Table 1: HWAM Impact on an Attack Step Model

Attack Step Name	Attack Step Purpose	Examples of HWAM Impact
2) Initiate Attack Internally	The attacker is inside the boundary and initiates attack on some object internally. Examples include: User opens spear phishing email or clicks on attachment; user installs unauthorized software or hardware; unauthorized personnel gains physical access to restricted facility.	Block Internal Access: Prevent or minimize unauthorized/compromised devices from being installed and/or staying deployed on the network. Reduce amount of time unauthorized devices are present before detection.
3) Gain Foothold	The attacker has gained entry to the object and achieves enough actual compromise to gain a foothold, but without persistence. Examples include: Unauthorized user successfully logs in with authorized credentials; browser exploit code successfully executed in memory and initiates call back; person gains unauthorized access to server room.	Block Foothold: Reduce number of unauthorized and/or easy-to-compromise devices that aren't being actively administered.
6) Achieve Attack Objective	The attacker achieves an objective. Loss of confidentiality, integrity, or availability of data or system capability. Examples include: Exfiltration of files; modification of database entries; deletion of file or application; denial of service; disclosure of PII.	Block Physical Exfiltration: Prevent or minimize copying information to unauthorized devices.

Attack Steps	HWAM Impacts
1) Gain Internal Entry	Block Internal Access: Prevent or minimize compromised devices from being installed and/or staying deployed on the network. Reduce amount of time devices are lost before detection.
2) Initiate Attack Internally	
3) Gain Foothold	
4) Gain Persistence	Block Foothold: Reduce number of easy-to-compromise devices that aren't being actively administered.
5) Expand Control - Escalate or Propagate	Block Physical Exfiltration: Prevent or minimize copying information to unauthorized devices.
6) Achieve Attack Objective	

285
286 **Figure 1: HWAM Impact on an Attack Step Model**

287 **Note**

288 The attack steps shown in Figure 1: HWAM Impact on an Attack Step
289 Model, apply only to adversarial attacks. (See NISTIR 8011, Volume 1,
290 Section 3.2.)

291 **Other examples of traceability among requirement levels.** While Table 1 shows HWAM
292 impacts on example attack steps, it is frequently useful to observe traceability among other sets
293 of requirements. To examine such traceability, see Table 2: Traceability among Requirement
294 Levels. To reveal traceability from one requirement type to another, look up the cell in the
295 matching row and column of interest and click on the link.

Table 2: Traceability among Requirement Levels

	Example Attack Steps	Capability	Sub-Capability/ Defect Check	Control Items
Example Attack Steps		Figure 1 Table 1	Table 6	Appendix A
Capability	Figure 1 Table 1		Table 6	Section 3.3 ^a
Sub-Capability/ Defect Check	Table 6	Table 6		Section 3.2 ^b
Control Items	Appendix A	Section 3.3 ^a	Section 3.2 ^b	

297 ^a Each level-four section (e.g., 3.3.1.1) is a control item that supports this capability.

298 ^b Refer to the table under the heading *Supporting Control Items* within each defect check.

299

300 **2.3 Objects Protected and Assessed by HWAM**

301 As noted in [Section 1.1](#), the objects directly managed and assessed by the HWAM capability are
302 hardware devices. However, the following clarification is relevant:

303 Hardware that cannot be attacked independently is not included in the definition of a device
304 (Figure 2: Definition of *Devices* for HWAM). For example, remote attacks affect a device
305 through its Internet Protocol (IP) connection and cannot attack a mouse independently. Thus,
306 subcomponents of the device (Figure 3: Definition of *Device Subcomponents* for HWAM) are
307 important primarily if they can be moved or accessed as independent devices (e.g., a thumb
308 drive) or they impose risk to the overall device or the network (e.g., a wireless capability). These
309 considerations drive the selected definitions. Otherwise, for HWAM purposes, devices like a
310 mouse, monitor, or internal memory are simply parts of the device.

Devices (hardware assets), which are defined in the HWAM architecture and Concept of Operations [[Figure 4](#) and [HWAM Capability Description](#)], consist of the following:

- IP addressable hardware (or equivalent);
- Removable hardware of security interest such as USB devices (USB thumb drives or USB hard drives); and
- Virtual Devices included in hardware assets as devices.

311

Figure 2: Definition of *Devices* for HWAM

Subcomponents are the parts or functionalities from which devices are composed. Organizations may **optionally** choose to track such subcomponents and their attributes if they have security implications. For example, in cases of the following:

- presence of a modem connection; and/or
- presence of a wireless capability,

individual organizations have a great deal of flexibility in defining subcomponents as needed to meet organization specific needs. Thus, no precise definition of subcomponents is provided.

Figure 3: Definition of Device Subcomponents for HWAM

2.4 HWAM Data Requirements

Data requirements for the HWAM actual state are in Table 3. Data requirements for the HWAM desired state are in Table 4.

Table 3: HWAM Actual State Data Requirements

Data Item	Justification
Data necessary to accurately identify the device. Site-specific, examples include: <ul style="list-style-type: none"> • IP Address • MAC Address • Host-based certificate or Agent ID • Device domain name 	To be able to assert which operational device is unauthorized, or has some other defect.
Data necessary to describe the attributes of a device such that other capabilities can determine the appropriate defect checks to run on that device. <ul style="list-style-type: none"> • Expected CPE for operating system of device or equivalent <ul style="list-style-type: none"> ▪ Vendor ▪ Product ▪ Version ▪ Release level 	To ensure all appropriate defects for these devices are defined, run, and reported.
Data necessary to compare devices connected to the network to the authorized hardware inventory. <ul style="list-style-type: none"> • IP Address and associated logs • MAC Address • Host-based certificate or Agent ID • Device domain name 	To be able to identify unauthorized devices.
Data necessary to locate physical assets based on information collected in the operational environment. Site specific, examples include: <ul style="list-style-type: none"> • Edge switch that detected device • Host that USB drive was connected to 	To ensure that managers can find the device to fix, validate, or remove it.
Data necessary to determine how long devices have been present in the environment. At a minimum: <ul style="list-style-type: none"> • Date/time it was first discovered • Date/time it was last seen 	To determine how long the device has been in existence and the last time it was detected in the enterprise

Table 4: HWAM Desired State Data Requirements

Data Item	Justification
<p>Data necessary to accurately identify the device. At a minimum:</p> <ul style="list-style-type: none"> • Serial Number • Expected CPE for hardware or equivalent <ul style="list-style-type: none"> ▪ Vendor ▪ Product ▪ Model Number • Static IP Address (where applicable) • Media Access Control (MAC) Address • Property Number <p>Local enhancements^a might include data necessary to accurately identify subcomponents.</p>	<p>To be able to uniquely identify the device. To be able to validate that the device on the network is the device authorized, and not an imposter.</p>
<p>Data necessary to describe a device such that other capabilities can determine the appropriate defect checks to run on that device.</p> <ul style="list-style-type: none"> • Expected CPE for operating system of device or equivalent <ul style="list-style-type: none"> ▪ Vendor ▪ Product ▪ Version ▪ Release level 	<p>To ensure all appropriate defects for a device are defined, run, and reported. To help identify non-reporting associated with other capabilities that look for defects on the device.</p>
<p>A person or organization that is responsible for managing the device (note: this should be a reasonable assignment, do not count management assignments where a person or organization is assigned too many devices to effectively manage them).</p> <p>Local enhancements might include:</p> <ul style="list-style-type: none"> • Approvers being assigned • Managers being approved • Managers acknowledging receipt 	<p>To know who to instruct to fix specific risk conditions found. To assess each such persons performance in risk management.</p>
<p>Data necessary to compare devices discovered on the network to the authorized hardware inventory. Site dependent, examples include</p> <ul style="list-style-type: none"> • IP address • MAC address • Host-based certificate or Agent ID • Device domain name 	<p>To be able to identify unauthorized devices. To know which devices have defects.</p>

Data Item	Justification
Data necessary to locate a physical device.	To ensure that managers can find the device to revalidate it for supply chain risk management. <ul style="list-style-type: none"> Remove it if unauthorized
The period of time the device is authorized Local enhancements might include: <ul style="list-style-type: none"> When the device must be physically inspected/verified for supply chain risk management 	To allow previously authorized devices to remain in the authorized hardware inventory, but know they are no longer authorized.
Expected status of the device (e.g., authorized, expired, pending approval, missing) to include: <ul style="list-style-type: none"> Date first authorized Date of most recent authorization Date authorization revoked Local enhancements might include: <ul style="list-style-type: none"> Returned from high-risk location Removed pending reauthorization Date of last status change 	To determine which devices in the authorized hardware inventory are not likely to be found in actual state inventory.

319 ^a Organizations can define data requirements and associated defects for their local environment. This is done in
320 coordination with the CMaaS contractor.

321

322 **2.5 HWAM Concept of Operational Implementation**

323 Figure 4: HWAM Concept of Operations (CONOPS) illustrates how HWAM might be
324 implemented. The CONOPS is central to the automated assessment process.

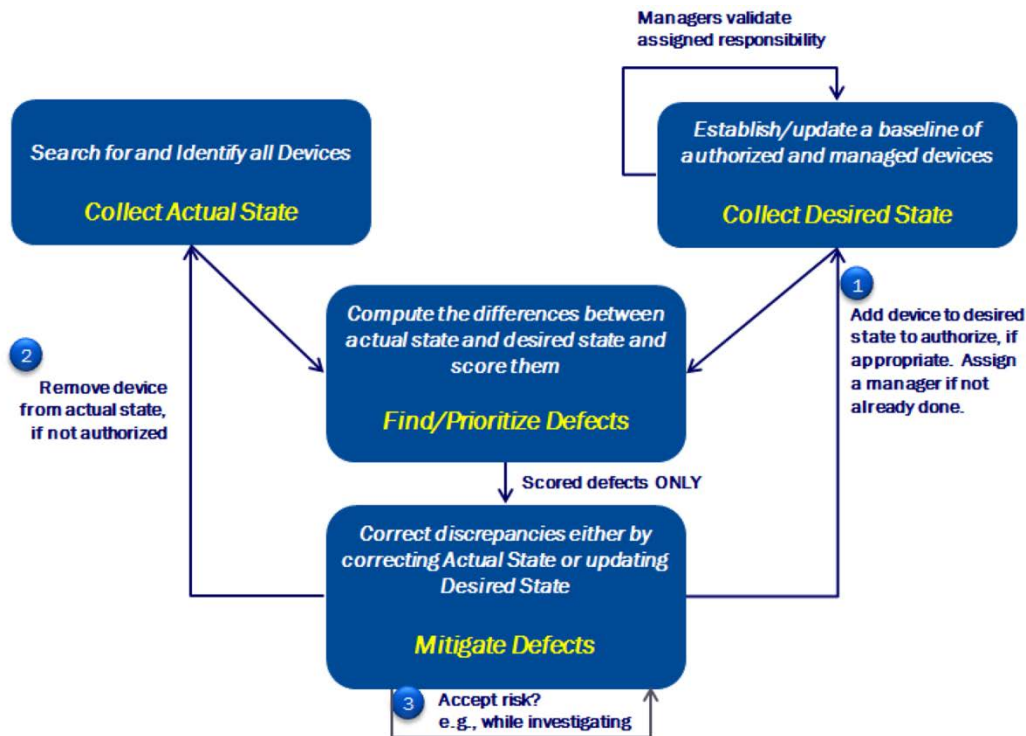


Figure 4: HWAM Concept of Operations (CONOPS)

The following is a brief description of the HWAM capability functionality:

HWAM identifies devices (including virtual machines) actually present on the network (the actual state) and compares them with the desired state inventory to determine if they are authorized for operation and connection to the network. Some devices are IP-addressable (or equivalent), and others are removable subcomponents connected through addressable devices). The means for identifying the actual devices will vary, depending on the automated capabilities available and which type of device it is.

2.5.1 Collect Actual State

Use tools to collect information about what IP-addressable devices, virtual machines and removable media are actually present on the network. The network and connected devices are continuously observed to detect and learn about IP-addressable devices and removable media. Methods to detect devices (when it was first seen, and when/where it was last seen) include (but are not limited to):

- Passive listening to identify devices talking;
- Active IP range scanning, to detect devices (e.g., respond to a “ping”);
- Active mining of DHCP logs and/or switch tables; and
- Network Access Control (if present).

Methods to learn about discovered devices include (but are not limited to):

- Passive listening to types of traffic to/from devices;

- 346 • Active methods (e.g., trace route) to collect data about the device’s location; and
- 347 • Active agents on the device to detect subcomponents and other details.

348 The ISCM data collection process will identify the assets actually on the network that are
349 addressable and can provide the information required to compare them with the authorized
350 inventory. Also, it is necessary to identify how much of the network is being monitored to
351 discover the actual hardware operating on it.

352 **2.5.2 Collect Desired State**

353 Create an Authorized Hardware Inventory (white list) using policies, procedures, and processes
354 suggested by the information security program or as otherwise defined by the organization.
355 Output is a hardware inventory that contains identifying information for a device (to include
356 physical location), when it was authorized, when the authorization expires, and who manages the
357 device. Only authorized removable media are allowed to connect to IP-addressable devices on a
358 network (e.g., plugged into a USB port), and the removable media authorized for each device are
359 listed in the inventory.

360 **2.5.3 Find/Prioritize Defects**

361 Comparing the list of devices discovered on the network (actual state) with the authorized
362 hardware inventory list (desired state), some devices might exist on one list and not on the other.
363 This will identify unauthorized devices that need to be dealt with, as well as missing authorized
364 devices that may indicate an additional security risk. Additional defects related to hardware
365 management may be defined by the organization. After devices are detected, they will be
366 automatically scored and prioritized (using federal- and organization-defined criteria) so that the
367 response actions can be prioritized (i.e., worst problems can be addressed first).

368 **2.6 SP 800-53 Control Items that Support HWAM**

369 This section documents how control items that support HWAM were identified as well as the
370 nomenclature used to clarify each control item’s focus on hardware.

371 **2.6.1 Process for Identifying Needed Controls**

372 A section on Tracing Security Control Items to Capabilities explains the process used to
373 determine the controls needed to support a capability—this process is described in detail in
374 Volume 1 of this NISTIR. In short, the two steps are:

- 375
376 1. Use a keyword search of the control text to identify control items that might support the
377 capability.
- 378 2. Manually identify those that *do* support the capability (true positives) and ignore those
379 that do not (false positives).

380 This produces three sets of controls:

- 381 1. The control items in the low, moderate, and high baselines that support the HWAM
382 capability (listed in the section on HWAM Control (Item) Security Assessment Plan
383 Narrative Tables and Templates and the section on Control Allocation Tables).
- 384 2. Control items in the low-high baseline that were selected by the keyword search, but
385 were manually determined to be false positives are listed in Appendix B.
- 386 3. Control items not in a baseline were not analyzed further after the keyword search. These
387 include:
- 388 a. The Program Management Family of controls, because they do not apply to
389 individual systems;
 - 390 b. The *not selected* controls—controls that are in SP 800-53 but are not assigned to
391 (selected in) a baseline; and
 - 392 c. The Privacy Controls.
- 393 These controls are listed in Appendix C, in case the organization wants to develop
394 automated tests.

395 **2.6.2 Control Item Nomenclature**

396 Many control items that support the HWAM capability also support several other capabilities.
397 For example, hardware, software products, software settings, and software patches may all
398 benefit from configuration management controls.

399 To add clarity to the scope of such control items related to HWAM, the parenthetic expression
400 {hardware} is included in this volume to denote that a particular control item, as it supports the
401 HWAM capability, focuses on—and only on—hardware.

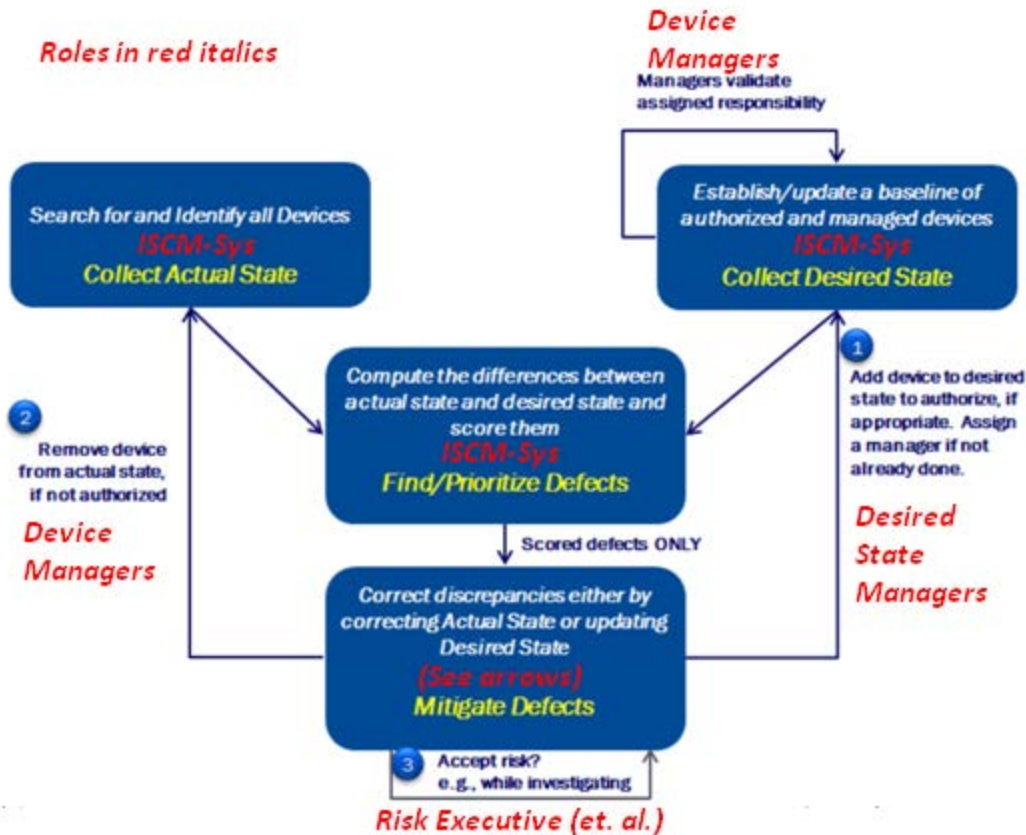
402 **2.7 HWAM Specific Roles and Responsibilities**

403 Table 5: Operational and Managerial Roles for HWAM, describes HWAM-specific roles and
404 their corresponding responsibilities. Figure 5: Primary Roles in Automated Assessment of
405 HWAM, shows how these roles integrate with the concept of operations. An organization
406 implementing automated assessment can customize its approach by assigning (allocating) these
407 responsibilities to persons in existing roles.

408

Table 5: Operational and Managerial Roles for HWAM

Role Code	Primary Responsibility	Role Description	Role Type
DM	Device Manager (DM)	Assigned to a specific device or group of devices, device managers are (for HWAM) responsible for adding/removing devices from the network, and for configuring the hardware of each device (adding and removing hardware components). The device managers are specified in the desired state inventory specification. The device manager may be a person or a group. If a group, there is a group manager in charge.	Operational
DSM	Desired State Managers and Authorizers (DSM)	Desired State Managers are needed for both the ISCM Target Network and each object. The desired state managers ensure that data specifying the desired state of the relevant capability is entered into the ISCM system's desired state data and is available to guide the actual state collection subsystem and to identify defects. The DSM for the ISCM Target Network also resolves any ambiguity about which information system authorization boundary has defects (if any). Authorizers share some of these responsibilities by authorizing specific items (e.g., devices, software products, or settings), and thus defining the desired state. The desired state manager oversees and organizes this activity.	Operational
ISCM-Ops	ISCM Operators (ISCM-OPS)	ISCM operators are responsible for operating the ISCM system (see ISCM-Sys).	Operational
ISCM-Sys	The system that collects, analyzes and displays ISCM security-related information	The ISCM system: a) collects the desired state specification; b) collects security-related information from sensors (e.g., scanners, agents, training applications, etc.); and c) processes that information into a useful form. To support task c) the system conducts specified defect check(s) and sends defect information to an ISCM dashboard covering the relevant information system(s). The ISCM System is responsible for the assessment of most SP 800-53 security controls.	Operational
MAN	Manual Assessors	Assessments not automated by the ISCM system are conducted by human assessors using manual/procedural methods. Manual/procedural assessments might also be conducted to verify the automated security-related information collected by the ISCM system—when there is a concern about data quality.	Operational
RskEx	Risk Executive, System Owner, and/or Authorizing Official (RskEx)	Defined in SPs 800-37 and 800-39.	Managerial
TBD	To be determined by the organization	Depends on specific use. TBD by the organization.	Unknown



410
411 **Figure 5: Primary Roles in Automated Assessment of HWAM**

412 **2.8 HWAM Assessment Boundary**

413 The assessment boundary is ideally an entire *network* of computers from the innermost enclave
414 out to where the network either ends in an air-gap or interconnects to other network(s)—typically
415 the Internet or the network(s) of a partner or partners. For HWAM, the boundary includes all
416 devices inside this boundary and associated components, including removable devices. For more
417 detail and definitions of some the terms applicable to the assessment boundary, see Section 4.3.2
418 in Volume 1 of this NISTIR.

419
420 **2.9 HWAM Actual State and Desired State Specification**

421 For information on the actual state and the desired state specification for HWAM, see the
422 assessment criteria notes section of the defect check tables in [Section 3.2](#).

423 Note that many controls in HWAM refer to developing and updating an inventory of devices (or
424 other inventories). Note also, that per the SP 800-53A definition of *test*, testing of the HWAM
425 controls implies the need for specification of both an actual state inventory and a desired state
426 inventory, so that the test can compare the two inventories. The details of this are described in
427 the defect check tables in [Section 3.2](#).

428 **2.10 HWAM Authorization Boundary and Inheritance**

429 See Section 4.3.1 of Volume 1 of this NISTIR for information on how authorization boundaries
430 are handled in automated assessment. In short, for HWAM, each device is assigned to one and
431 only one authorization (system) boundary, per SP 800-53 CM-08(5). The ISCM dashboard can
432 include a mechanism for recording the assignment of devices to authorization boundaries,
433 making sure all devices are assigned to at least one such boundary, and that no device is assigned
434 to more than one boundary.

435 For information on how inheritance is managed, see Section 4.3.3 of Volume 1 of this NISTIR.
436 For HWAM, many network devices [e.g., firewalls, Lightweight Directory Access Protocols
437 (LDAPs)] provide inheritable controls for other systems. The ISCM dashboard can include a
438 mechanism to record such inheritance and use it in assessing the system's overall risk.

439 **2.11 HWAM Assessment Criteria Recommended Scores and** 440 **Risk-Acceptance Thresholds**

441 General guidance on options for risk scores to be used to set thresholds is outside the scope of
442 this NISTIR and is being developed elsewhere. In any case, for HWAM, organizations are
443 encouraged to use metrics that look at both average risk and maximum risk per device.

444 **2.12 HWAM Assessment Criteria Device Groupings to Consider**

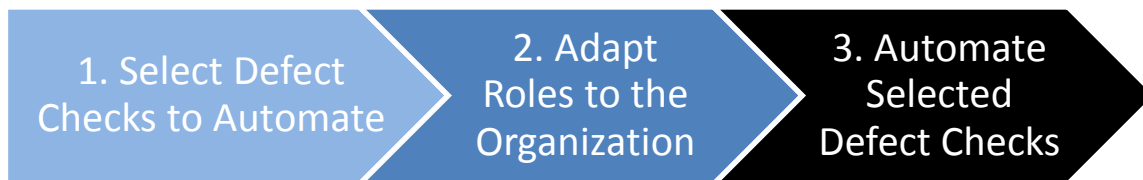
445 To support automated assessment and ongoing authorization, devices need to be clearly grouped
446 by authorization boundary [see Control Items CM-8a and CM-8(5) in SP 800-53] and by the
447 device managers responsible for specific devices [see Control Item CM-8(4) in SP 800-53]. In
448 addition to these two important groupings, the organization may want to use other groupings for
449 risk analysis, as discussed in Section 5.6 of Volume 1 of this NISTIR.

450 **3. HWAM Security Assessment Plan Documentation Template**

451 **3.1 Introduction and Steps for Adapting This Plan**

452 This section provides templates for the security assessment plan in accordance with SP [800-37](#)
453 and SP [800-53A](#). The documentation elements are described in Section 6 of Volume 1 of this
454 NISTIR. Section 9 of the same volume specifically describes how these products relate to the
455 assessment tasks and work products defined in SP 800-37 and SP 800-53A. The following are
456 suggested steps to adapt this plan to the organization's needs and implement automated
457 monitoring.

458 Figure 6 shows the main steps in the adoption process. These are expanded to more detail in the
459 following three sections.



460
461 **Figure 6: Main Steps in Adapting the Plan Template**

462 **3.1.1 Select Defect Checks to Automate**

463 The main steps in selecting defect checks to automate are described in this section.



464
465 **Figure 7: Sub-Steps to Select Defect Checks to Automate**

466 Take the following steps to select which local defect checks to automate:

- 467 (1) **Identify Assessment Boundary:** Identify the assessment boundary to be covered. (See
468 Section 4.3 of Volume 1 of this NISTIR.)
- 469 (2) **Identify System Impact:** Identify the [FIPS 199](#)-defined impact level (high water
470 mark) for that assessment boundary.
471 (See [SP 800-60](#) and/or organizational categorization records.)
- 472 (3) **Review Security Assessment Plan Documentation:**
- 473 a. Review the defect checks documented in [Section 3.2](#) to get an initial sense of the
474 proposed items to be tested.
- 475 b. Review the security assessment plan narratives in [Section 3.2](#) to understand how
476 the defect checks apply to the controls that support hardware asset management.
- 477 (4) **Select Defect Checks:**
- 478 a. Based on Steps (2) to (4) in this list and an understanding of the organization’s risk
479 tolerance, use [Table 6: Mapping of Attack Steps to Security Sub-Capability](#), in
480 [Section 3.2.3](#) to identify the defect checks that would be necessary to test controls
481 required by the impact level and risk tolerance.
- 482 b. Mark the local defect checks necessary as selected in [Section 3.2.2](#). The
483 organization is not required to use automation to test all of these, but automation of
484 testing adds value to the extent that it:
- 485 (i) Produces assessment results timely enough to better defend against attacks;
486 and/or
- 487 (ii) Reduces the cost of assessment over the long term.

488 **3.1.2 Adapt Roles to the Organization**

489 The main steps to adapt the roles to the organization are described in this section.



490

491 **Figure 8: Sub-Steps to Adapt Roles to the Organization**

- 492 (1) **Review Proposed Roles:** Proposed roles are described in [Section 2.7](#), HWAM Specific
493 Roles and Responsibilities (Illustrative).
- 494 (2) **Address Missing Roles:** Identify any required roles not currently assigned in the
495 organization. Determine how these will be assigned, typically as other duties are
496 assigned.
- 497 (3) **Rename Roles:** Identify the organization-specific names that will match each role.
498 (Note that more than one proposed role might be performed by the same organizational
499 role.)
- 500 (4) **Adjust Documentation:** Map the organization-specific roles to the roles proposed
501 herein, in one of two ways (either may be acceptable):
- 502 a. Add a column to the table in [Section 2.7](#) for the organization-specific role and list
503 it there; or
 - 504 b. Use global replace to change the role names throughout the documentation from
505 the names proposed here to the organization-specific names.

506 **3.1.3 Automate Selected Defect Checks**

507 The main steps to implement automation are described in this section.



508

509 **Figure 9: Sub-Steps to Automate Selected Defect Checks**

- 510 (1) **Add Defect Checks:** Review the defect check definition and add checks as needed
511 based on organizational risk tolerance and expected attack types. [Role: DSM (See
512 [Section 2.7](#).)]
- 513 (2) **Adjust Data Collection:**
- 514 a. Review the actual state information needed and configure automated sensor to
515 collect the required information. [Role: ISCM-Sys (See [Section 2.7](#))]

516 b. Review the matching desired state specification that was specified or add
517 additional specifications to match the added actual state to be checked. Configure
518 the collection system to receive and store this desired state specification in a form
519 that can be automatically compared to the actual state data. [Role: ISCM-Sys (See
520 [Section 2.7.](#))]

521 (3) **Operate the ISCM-System:**

522 a. Operate the collection system to identify both security and data quality defects.

523 b. Configure the collection system to send these data to the defect management
524 dashboard.

525 (4) **Use the Results to Manage Risk:** Use the results to respond to the worst problems
526 first and to measure potential residual risk to inform aggregate risk acceptance
527 decisions. If risk is determined to be too great for acceptance, the results may also be
528 used to help prioritize further mitigation actions.

529

530 **3.2 HWAM Sub-Capabilities and Defect Check Tables and Templates**

531 This section documents the specific test templates that are proposed and considered adequate to
532 assess the control items that support hardware asset management. See Section 5 of Volume 1 of
533 this NISTIR for an overview of defect checks, and see Section 4.1 of Volume 1 for an overview
534 of the actual state and desired state specifications discussed in the Assessment Criteria Notes for
535 each defect check. [Sections 3.2.1](#) and [3.2.2](#) of this document describe the foundational and local
536 defect checks, respectively. The *Supporting Control Item(s)* data in these sections document
537 which controls might cause any of these checks to fail, i.e., documenting why the check (test)
538 might be needed. Refer to [Section 3.1](#) on how to adapt these defect checks (and roles specified
539 therein) to the organization.

540 Data found in [Section 3.2](#) can be used in both defect check selection and root cause analysis, as
541 described there. [Section 3.2.3](#) documents how each sub-capability (tested by a defect check)
542 serves to support the overall capability by addressing certain example attack steps and/or data
543 quality issues.

544 The Defect Check Templates are organized as follows:

- 545 • In the column headed “The purpose of this sub-capability...,” the sub-capability being
546 tested by the defect check is documented. (How these sub-capabilities block or delay
547 certain example attack steps is described in [Section 3.2.3](#).)
- 548 • The column headed “The defect check to assess...” describes the defect check name and
549 the assessment criteria to be used to assess whether or not the sub-capability is effective
550 in achieving its purpose.
- 551 • In the column headed *Example Mitigation/Responses*, the document describes examples
552 of potential responses when the check finds a defect, and also what role is likely
553 responsible.
- 554 • Finally, the column headed *Supporting Control Items* lists the control items that work
555 together to support the sub-capability. This identification is based on the mapping of
556 defect checks to control items in [Section 3.3](#).

557 As noted in [Section 3.1](#), this material is designed to be customized and adapted to become part of
558 an organization’s security assessment plan.

559 **3.2.1 Foundational Sub-Capabilities and Corresponding Defect Checks**

560 This document (NISTIR 8011) proposes two foundational security-oriented defect checks for the
561 HWAM capability. The foundational checks are designated HWAM-F01 and HWAM-F02 and
562 focus on security.

563 The document also proposes four *data quality* defect checks, designated HWAM-Q01 through
564 HWAM-Q04. The data quality defect checks are important because they provide the information
565 necessary to document how reliable the overall automation is, information which can be used to
566 decide whether to trust the other data (i.e., provide greater assurance about security control
567 effectiveness). Defect checks may be computed for individual checks (e.g., federal and/or local),
568 or summarized for various groupings of devices (e.g., device manager, device owner, system,
569 etc.) out to the full assessment boundary.

570 Each of the foundational and data quality defect checks is defined in terms of assessment criteria,
571 mitigation methods, and responsibility described in the *Example Mitigation/Responses* section
572 under each defect check.

573 All of these defect checks were selected for their value for summary reporting. The *Selected*
574 column indicates which of these checks to implement.

575

576

577

578

Foundational Defect Checks

579 **3.2.1.1 Prevent Unauthorized Devices Sub-Capability and Defect Check HWAM-F01**

580 The purpose of this sub-capability is defined as follows:

Sub-Capability Name	Sub-Capability Purpose
Prevent unauthorized devices	Prevent or reduce the presence of unauthorized devices, thus reducing the number of potentially malicious or high-risk devices.

581
582 The defect check to assess whether this sub-capability is operating effectively is defined as follows:

Defect Check ID	Defect Check Name	Assessment Criteria Summary	Assessment Criteria Notes	Selected
HWAM-F01	Unauthorized devices	Device is In Actual State but not in Desired State [See supplemental criteria in L02]	Assessment Criteria Notes: 1) The actual state is the list (inventory) of all devices (within an organizationally defined tolerance) in the assessment boundary as determined by the ISCM system. 2) The desired state specification is a list of all devices authorized to be in the assessment boundary. 3) A defect is a device in the actual state but not in the desired state, and is thus unauthorized. This is computed by simple set differencing.	Yes

583
584 **Example Responses:** The following potential responses (with example assignments) are common actions and are appropriate when
585 defects are discovered in this sub-capability. These example assignments do not change the overall management responsibilities
586 defined in other NIST guidance. Moreover, they can be customized by each organization to best adapt to local circumstances.

Defect Check ID	Potential Response Action	Primary Responsibility
HWAM-F01	Remove Device	DM
HWAM-F01	Authorize Device	DSM
HWAM-F01	Accept Risk	RskEx
HWAM-F01	Ensure Correct Response	DSM

Foundational Defect Checks

589 **Supporting Control Items:** This sub-capability is supported by the following control items. Thus, if any of the following supporting
 590 controls fail, the defect check will fail and overall risk will increase.

Defect Check ID	Baseline	Sortable Control Item Code	NIST Control Item Code
HWAM-F01	Low	AC-19-b	AC-19(b)
HWAM-F01	Low	CM-08-a	CM-8(a)
HWAM-F01	Low	CM-08-b	CM-8(b)
HWAM-F01	Low	PS-04-d	PS-4(d)
HWAM-F01	Low	SC-15-a	SC-15(a)
HWAM-F01	Moderate	AC-20-z-02-z	AC-20(2)
HWAM-F01	Moderate	CM-03-b	CM-3(b)
HWAM-F01	Moderate	CM-03-c	CM-3(c)
HWAM-F01	Moderate	CM-03-d	CM-3(d)
HWAM-F01	Moderate	CM-03-g	CM-3(g)
HWAM-F01	Moderate	CM-08-z-01-z	CM-8(1)
HWAM-F01	Moderate	CM-08-z-03-b	CM-8(3)(b)
HWAM-F01	Moderate	MA-03-z-01-z	MA-3(1)
HWAM-F01	High	CM-03-z-01-a	CM-3(1)(a)
HWAM-F01	High	CM-03-z-01-b	CM-3(1)(b)
HWAM-F01	High	CM-03-z-01-d	CM-3(1)(d)

591

Foundational Defect Checks

592 **3.2.1.2 Reduce Number of Devices without Assigned Device Manager Sub-Capability**
 593 **and Defect Check HWAM-F02**

594 The purpose of this sub-capability is defined as follows:

Sub-Capability Name	Sub-Capability Purpose
Reduce number of devices without assigned device manager	Prevent or reduce the number of authorized devices without an assigned device manager within the assessment boundary, thus reducing delay in mitigating device defects (when found).

595
 596 The defect check to assess whether this sub-capability is operating effectively is defined as follows:

Defect Check ID	Defect Check Name	Assessment Criteria Summary	Assessment Criteria Notes	Selected
HWAM-F02	Authorized devices without a device manager	Device is in Actual State and in Desired State (both from HWAM-F01) but no approved device manager is assigned.	Assessment Criteria Notes: 1) The actual state is the list of device managers assigned to manage each device plus a list of approved device managers as determined by the ISCM system. 2) The desired state specification is that a device manager is specified for each device, and is in the list of approved device managers. 3) A defect is an authorized device in the HWAM-F01 actual state where the device manager is either not listed or listed but not on the approved list. Such devices are called devices without an assigned device manager". Note: The HWAM-F01 status must be known to assess HWAM-F02. Also note that an unmanaged device that has never been on the network (in the HWAM-F1 Actual State) is not counted as a defect because it cannot cause risk to the network until it is on the network. The organization still needs to consider risk to the information system(s) from the unconnected device(s), if any, but because it is outside the assessment boundary, the ISCM assessment cannot do this.	Yes

597
 598

Foundational Defect Checks

599 **Example Mitigation/Responses:** The following potential responses (with example assignments) are common actions and are
 600 appropriate when defects are discovered in this sub-capability. These example assignments do not change the overall management
 601 responsibilities defined in other NIST guidance. Moreover, they can be customized by each organization to best adapt to local
 602 circumstances.

Defect Check ID	Potential Response Action	Primary Responsibility
HWAM-F02	Remove Device	DM
HWAM-F02	Assign Device	DSM
HWAM-F02	Accept Risk	RskEx
HWAM-F02	Ensure Correct Response	DSM

603

604 **Supporting Control Items:** This sub-capability is supported by the following control items. Thus, if any of the following supporting
 605 controls fail, the defect check will fail and overall risk will increase.

Defect Check ID	Baseline	Sortable Control Item Code	NIST Control Item Code
HWAM-F02	Low	AC-19-b	AC-19(b)
HWAM-F02	Low	CM-08-z-04-z	CM-8(4)
HWAM-F02	Moderate	CM-03-b	CM-3(b)
HWAM-F02	Moderate	CM-03-c	CM-3(c)
HWAM-F02	Moderate	CM-03-d	CM-3(d)
HWAM-F02	Moderate	CM-03-g	CM-3(g)
HWAM-F02	Moderate	MA-03-z-01-z	MA-3(1)
HWAM-F02	High	CM-03-z-01-a	CM-3(1)(a)
HWAM-F02	High	CM-03-z-01-b	CM-3(1)(b)

606

607

Foundational Defect Checks

608 **3.2.1.3 Ensure Reporting of Devices *Sub-Capability and Defect Check HWAM-Q01***

609 The purpose of this sub-capability is defined as follows:

Sub-Capability Name	Sub-Capability Purpose
Ensure reporting of devices	Ensure that individual devices are regularly reported in the actual state inventory to prevent defects associated with other capabilities from going undetected.

610
611 The defect check to assess whether this sub-capability is operating effectively is defined as follows:
612

Defect Check ID	Defect Check Name	Assessment Criteria Summary	Assessment Criteria Notes	Selected
HWAM-Q01	Non-reporting devices	In Desired State but not in Actual State	Assessment Criteria Notes: 1) The actual state is the same as HWAM-F01 2) The desired state is the same as HWAM-F01 3) A defect occurs when a device in the desired state has not been detected as recently as expected in the actual state. Criteria are developed to define the threshold for “as recently as expected,” for each device or device type based on the following considerations: a. some devices (e. g., domain controllers, routers) must always be present. b. endpoints may not report in a particular collection because they are turned off, network connections are temporarily down, etc. But they should appear in the actual state at least every n collections, where “n” is defined by “as recently as expected.” c. defining “as recently as expected” for devices such as laptops might require information on what percent of the time they are expected to be connected to the network and powered on. As that percent goes down, the length of “as recently as expected” would go up. Time and experience will be required to accurately define “as recently as expected” for each device/device type in order to eliminate false positives while still finding true positives.	Yes

613
614

Foundational Defect Checks

615 **Example Responses:** The following potential responses (with example assignments) are common actions and are appropriate when
 616 defects are discovered in this sub-capability. These example assignments do not change the overall management responsibilities
 617 defined in other NIST guidance. Moreover, they can be customized by each organization to best adapt to local circumstances.

Defect Check ID	Potential Response Action	Primary Responsibility
HWAM-Q01	Restore Device Reporting	ISCM-Ops
HWAM-Q01	Declare Device Missing	DM
HWAM-Q01	Accept Risk	RskEx
HWAM-Q01	Ensure Correct Response	ISCM-Ops

618
 619 **Supporting Control Items:** This sub-capability is supported by each of the following control items. Thus, if any of the following
 620 supporting controls fail, the defect check will fail and overall risk will increase.

Defect Check ID	Baseline	Sortable Control Item Code	NIST Control Item Code
HWAM-Q01	Low	CM-08-a	CM-8(a)
HWAM-Q01	Moderate	CM-03-f	CM-3(f)
HWAM-Q01	Moderate	CM-03-z-02-z	CM-3(2)
HWAM-Q01	Moderate	CM-08-z-01-z	CM-8(1)
HWAM-Q01	High	CM-08-z-02-z	CM-8(2)

621
 622

Foundational Defect Checks

623 **3.2.1.4 Ensure Correct Reporting of Defect Checks *Sub-Capability and Defect Check HWAM-Q02***

624 The purpose of this sub-capability is defined as follows:

Sub-Capability Name	Sub-Capability Purpose
Ensure correct reporting of defect checks	Ensure that defect check information is correctly reported in the actual state inventory to prevent systematic inability to check any defect on any device.

625

626 The defect check to assess whether this sub-capability is operating effectively is defined as follows:

Defect Check ID	Defect Check Name	Assessment Criteria Summary	Assessment Criteria Notes	Selected
HWAM-Q02	Non-reporting defect checks	Defect Checks are selected, but the HWAM Actual State Collection Manager does not report testing for all defects on all devices. (Device level and defect check level defect.)	Assessment Criteria Notes: 1) The actual state is the set of HWAM data that was collected in each collection cycle to support all implemented HWAM defect checks. 2) The desired state is the set of HWAM data that must be collected in each collection cycle to support all implemented HWAM defect checks. 3) The defect is any set of data needed for a defect where not all the data was collected for a specified number of devices (too many devices) indicating that the collection system is not providing enough information to perform a complete assessment. Criteria are developed to define the threshold for “too many devices” in order to balance the need for completeness with the reality that some data may be missing from even the highest quality collections.	Yes

627

Foundational Defect Checks

628 **Example Responses:** The following potential responses (with example assignments) are common actions and are appropriate when
629 defects are discovered in this sub-capability. These example assignments do not change the overall management responsibilities
630 defined in other NIST documents. Moreover, they can be customized by each organization to best adapt to local circumstances.

Defect Check ID	Potential Response Action	Primary Responsibility
HWAM-Q02	Restore Defect Check Reporting	ISCM-Ops
HWAM-Q02	Accept Risk	RskEx
HWAM-Q02	Ensure Correct Response	ISCM-Ops

631

632 **Supporting Control Items:** This sub-capability is supported by the following control items. Thus, if any of the following supporting
633 controls fail, the defect check will fail and overall risk will increase.

Defect Check ID	Baseline	Sortable Control Item Code	NIST Control Item Code
HWAM-Q02	Low	CM-08-a	CM-8(a)
HWAM-Q02	Moderate	CM-03-f	CM-3(f)
HWAM-Q02	Moderate	CM-03-z-02-z	CM-3(2)

634

635

Foundational Defect Checks

636 **3.2.1.5 Ensure Defect Check Completeness *Sub-Capability and Defect Check HWAM-Q03***

637 The purpose of this sub-capability is defined as follows:

Sub-Capability Name	Sub-Capability Purpose
Ensure defect check completeness	Ensure that data for as many defect checks as possible are correctly reported in the actual state inventory to prevent defects from persisting undetected across the assessment boundary.

638

639 The defect check to assess whether this sub-capability is operating effectively is defined as follows:

Defect Check ID	Defect Check Name	Assessment Criteria Summary	Assessment Criteria Notes	Selected
HWAM-Q03	Low completeness metric	Completeness of the actual inventory collection is below an [organization-defined-threshold]. (Summary of Q03 and Q04 for assessment boundary and other device grouping (e.g., system, device manager, etc.))	Assessment Criteria Notes: The completeness metric is not a device-level defect, but is applied to any collection of devices – for example, those in an information system authorization boundary. It is used in computing the maturity of the collection system. 1) The actual state is the number of specified defect checks provided by the collection system in a reporting window. 2) The desired state is the number of specified defect checks that should have been provided in that same reporting window. 3) Completeness is the actual state number divided by the desired state number – that is, it is the percentage of specified defect checks collected during the reporting window. Completeness measures long term ability to collect all needed data. 4) The metric is completeness, defined as the actual state number divided by the desired state number. 5) A defect is when completeness is too low (based on the defined threshold). This indicates risk because, when completeness is too low, there is too much risk of defects being undetected. An acceptable level of completeness balances technical feasibility against the need for 100% completeness. Note on 1): A specific check-device combination may only be counted once in the required minimal reporting period. For example, if checks are to be done every 3 days, a check done twice in that timeframe would still count as 1 check. However, if there are 30 days in the reporting window, that check-device combination could be counted for each of the ten 3-day periods included.	Yes

Foundational Defect Checks

Defect Check ID	Defect Check Name	Assessment Criteria Summary	Assessment Criteria Notes	Selected
			Note on 2): Different devices may have different sets of specified checks, based on their role. The desired state in this example includes ten instances of each specified defect-check combinations for each of the 3-day reporting cycles in a 30 day reporting window.	

640

641 **Example Responses:** The following potential responses (with example assignments) are common actions and are appropriate when
 642 defects are discovered in this sub-capability. These example assignments do not change the overall management responsibilities
 643 defined in other NIST guidance. Moreover, they can be customized by each organization to best adapt to local circumstances.

Defect Check ID	Potential Response Action	Primary Responsibility
HWAM-Q03	Restore Completeness	ISCM-Ops
HWAM-Q03	Accept Risk	RskEx
HWAM-Q03	Ensure Correct Response	ISCM-Ops

644

645 **Supporting Control Items:** This sub-capability is supported by the following control items. Thus, if any of the following supporting
 646 controls fail, the defect check will fail and overall risk will increase.

Defect Check ID	Baseline	Sortable Control Item Code	NIST Control Item Code
HWAM-Q03	Low	CM-08-a	CM-8(a)
HWAM-Q03	Moderate	CM-03-f	CM-3(f)
HWAM-Q03	Moderate	CM-03-z-02-z	CM-3(2)
HWAM-Q03	High	CM-08-z-02-z	CM-8(2)

647

Foundational Defect Checks

648 **3.2.1.6 Ensure Reporting Timeliness Sub-Capability and Defect Check HWAM-Q04**

649 The purpose of this sub-capability is defined as follows:

Sub-Capability Name	Sub-Capability Purpose
Ensure reporting timeliness	Ensure that data for as many defect checks as possible are reported in a timely manner in the actual state inventory to prevent defects from persisting undetected. To be effective, defects need to be found and mitigated considerably faster than they can be exploited.

650
651 The defect check to assess whether this sub-capability is operating effectively is defined as follows:

Defect Check ID	Defect Check Name	Assessment Criteria Summary	Assessment Criteria Notes	Selected
HWAM-Q04	Poor timeliness metric	Frequency of update (timeliness) of the actual inventory collection is lower than an [organization-defined-threshold]. (Summary of Q03 and Q04 for assessment boundary and other device grouping (e.g., system, device manager, etc.)	Assessment Criteria Notes: The Timeliness metric is not a device-level defect, but can be applied to any collection of devices – for example, those within an information system (authorization boundary). It is used in computing the maturity of the collection system. 1) The actual state is the number of specified defect checks provided by the collection system in one collection cycle – the period in which each defect should be checked once. 2) The desired state is the number of specified defect checks that should have been provided in the collection cycle. 3) Timeliness is the actual state number divided by the desired state number – that is, it is the percentage of specified defect checks collected in the reporting cycle. Thus it measures the percentage of data that is currently timely (collected as recently as required). 4) The metric is timeliness, defined as the actual state number divided by the desired state number. 5) A defect is when “timeliness” is too poor (based on the defined threshold). This indicates risk because when timeliness is poor there is too much risk of defects not being detected quickly enough. Note on 1): A specific check-device combination may only be counted once in the collection cycle. Note on 2): Different devices may have different sets of specified checks, based on their role.	Yes

652

Foundational Defect Checks

653 **Example Responses:** The following potential responses (with example assignments) are common actions and are appropriate when
 654 defects are discovered in this sub-capability. These example assignments do not change the overall management responsibilities
 655 defined in other NIST documents. Moreover, they can be customized by each organization to best adapt to local circumstances.

Defect Check ID	Potential Response Action	Primary Responsibility
HWAM-Q04	Restore Frequency	ISCM-Ops
HWAM-Q04	Accept Risk	RskEx
HWAM-Q04	Ensure Correct Response	ISCM-Ops

656

657 **Supporting Control Items:** This sub-capability is supported by the following control items. Thus, if any of the following supporting
 658 controls fail, the defect check will fail and overall risk will increase.

Defect Check ID	Baseline	Sortable Control Item Code	NIST Control Item Code
HWAM-Q04	Low	CM-08-a	CM-8(a)
HWAM-Q04	Low	CM-08-b	CM-8(b)
HWAM-Q04	Moderate	CM-03-f	CM-3(f)
HWAM-Q04	Moderate	CM-03-g	CM-3(g)
HWAM-Q04	Moderate	CM-03-z-02-z	CM-3(2)
HWAM-Q04	Moderate	CM-08-z-01-z	CM-8(1)
HWAM-Q04	Moderate	CM-08-z-03-a	CM-8(3)(a)
HWAM-Q04	High	CM-08-z-02-z	CM-8(2)

659

660

Local Defect Checks

661 **3.2.2 Local Sub-Capabilities and Corresponding Defect Checks**

662 This section includes local defect checks, as examples of what organizations may add to the
663 foundational checks to support more complete automated assessment of [SP 800-53](#) controls that
664 support HWAM.

665 Organizations exercise their authority to manage risk by choosing whether or not to select these
666 defect checks for implementation. In general, selecting more defect checks may lower risk (if
667 there is capacity to address defects found) and provide greater assurance but may also increase
668 cost of detection and mitigation. The organization selects defect checks for implementation (or
669 not) to balance these benefits and costs, and to focus on the worst problems first.

670 Note that each local defect check may also include options to make it more or less rigorous, as
671 the risk tolerance of the organization deems appropriate.

672 The “Selected” column is present for organizations to indicate which of these checks they choose
673 to implement as documented or as modified by the organization.

674

675

676

Local Defect Checks

677 **3.2.2.1 Reduce Exploitation of Devices before Removal, during Use Elsewhere, and after Return *Sub-Capability***
 678 ***and Defect Check HWAM-L01***

679 The purpose of this sub-capability is defined as follows:

Sub-Capability Name	Sub-Capability Purpose
Reduce exploitation of devices before removal, during use elsewhere, and after return	Prevent exploitation of devices before removal, during use elsewhere, and after return (or other mobile use) by a) appropriately hardening the device prior to removal; b) checking for organizational data before removal; and c) sanitizing the device before introduction or reintroduction into the assessment boundary.

680
 681 The defect check to assess whether this sub-capability is operating effectively is defined as follows:

Defect Check ID	Defect Check Name	Assessment Criteria Summary	Assessment Criteria Notes	Selected
HWAM-L01	Devices moving into/out of the assessment boundary	The desired State is that the device is approved for removal and connection. The defect check fails if the device type or subcomponents do not meet organization defined rules (for removal and/or connection).	Assessment Criteria Notes: 1) The actual state includes four parts: a. the actual hardware configuration of devices approved for removal. This will typically consist of the presence or absence of specific hardware subcomponents (e.g., DVD drives, USB ports); b. data identifying devices about to be used in travel (and to where); c. users authorized to take the devices on travel; and d. data identifying devices reentering the assessment boundary (and where else the device has been connected while removed -this might be validated from GPS and IP logging, if appropriate). 2) The desired state includes two parts: a. the list of devices authorized for removal; and b. the desired hardware configuration and/or sanitization for such devices, based on the location(s) to which connected while removed. (XREF to 1a and 1d) 3) A defect occurs when: a. any device unauthorized for removal is either expected to be (or has actually been) removed, regardless of hardware configuration. b. a device approved for travel does not have the desired hardware configuration for the proposed uses. c. a device approved for travel was connected to unapproved location(s) where its hardware configuration was not appropriate (matching the desired state) for those location(s).	TBD

Local Defect Checks

682

683 **Example Responses:** The following potential responses (with example assignments) are common actions and are appropriate when
684 defects are discovered in this sub-capability. These example assignments do not change the overall management responsibilities
685 defined in other NIST guidance. Moreover, they can be customized by each organization to best adapt to local circumstances.

Defect Check ID	Potential Response Action	Primary Responsibility
HWAM-L01	Remove Authorization for Travel	DM
HWAM-L01	Correct the hardware configuration	DM
HWAM-L01	Accept Risk	RskEx
HWAM-L01	Ensure Correct Response	DM

686

Local Defect Checks

687 **Supporting Control Items:** This sub-capability is supported by the following control items. Thus, if any of the following supporting
 688 controls fail, the defect check will fail and overall risk will increase.

Defect Check ID	Baseline	Sortable Control Item Code	NIST Control Item Code
HWAM-L01	Low	AC-19-a	AC-19(a)
HWAM-L01	Low	PS-04-d	PS-4(d)
HWAM-L01	Low	SC-15-a	SC-15(a)
HWAM-L01	Moderate	AC-20-z-02-z	AC-20(2)
HWAM-L01	Moderate	CM-02-z-07-a	CM-2(7)(a)
HWAM-L01	Moderate	CM-02-z-07-b	CM-2(7)(b)
HWAM-L01	Moderate	CM-03-b	CM-3(b)
HWAM-L01	Moderate	CM-03-c	CM-3(c)
HWAM-L01	Moderate	CM-03-d	CM-3(d)
HWAM-L01	Moderate	CM-03-g	CM-3(g)
HWAM-L01	Moderate	MA-03-z-01-z	MA-3(1)
HWAM-L01	High	CM-03-z-01-a	CM-3(1)(a)
HWAM-L01	High	CM-03-z-01-b	CM-3(1)(b)
HWAM-L01	High	MA-03-z-03-a	MA-3(3)(a)
HWAM-L01	High	MA-03-z-03-b	MA-3(3)(b)

689

690 **3.2.2.2 Reduce Insider Threat of Unauthorized Device Sub-Capability and Defect Check HWAM-L02**

691 The purpose of this sub-capability is defined as follows:

Sub-Capability Name	Sub-Capability Purpose
Reduce insider threat of unauthorized device	<p>Use separation of duties (i.e., requiring multiple persons to authorize adding a device to the authorization boundary) to limit the ability of a single careless or malicious insider to authorize high-risk devices.</p> <p>Note 1: The organization might choose to use access restrictions to enforce the separation of duties. If so, that would be assessed under the PRIV capability. What is assessed here is that the separation of duties occurs.</p> <p>Note 2: See HWAM-L11 for authorization boundary.</p>

692

Local Defect Checks

693 The defect check to assess whether this sub-capability is operating effectively is defined as follows:

Defect Check ID	Defect Check Name	Assessment Criteria Summary	Assessment Criteria Notes	Selected
HWAM-L02	Required authorization missing	Device must be in the desired state inventory and approved by at least two authorized persons before connection.	Assessment Criteria Notes: 1) The actual state is the list of persons who authorized the change to the information system, thus allowing the device to be connected inside the assessment boundary. This would typically be recorded in the desired state inventory as part of the configuration change control process. 2) The desired state is the list of persons who are authorized to approve information system changes and allow devices to be connected inside the assessment boundary. This may include rules to support separation of duties specifying first, second, etc., approver roles. 3) A defect occurs when: a. addition of the device is authorized by less than the required number of distinct and authorized approvers; or b. addition of the device is authorized by persons not authorized to approve changes to the information system (at each step in the approval process).	TBD

694
695

Local Defect Checks

696 **Example Responses:** The following potential responses (with example assignments) are common actions and are appropriate when
 697 defects are discovered in this sub-capability. These example assignments do not change the overall management responsibilities
 698 defined in other NIST guidance. Moreover, they can be customized by each organization to best adapt to local circumstances.

Defect Check ID	Potential Response Action	Primary Responsibility
HWAM-L02	Remove Device	DM
HWAM-L02	Authorize Device	DSM
HWAM-L02	Accept Risk	RskEx
HWAM-L02	Ensure Correct Response	DSM

699 **Supporting Control Items:** This sub-capability is supported by the following control items. Thus, if any of the following supporting
 700 controls fail, the defect check will fail and overall risk will increase.
 701

Defect Check ID	Baseline	Sortable Control Item Code	NIST Control Item Code
HWAM-L02	Moderate	CM-03-b	CM-3(b)
HWAM-L02	Moderate	CM-03-c	CM-3(c)
HWAM-L02	Moderate	CM-03-d	CM-3(d)
HWAM-L02	Moderate	CM-03-g	CM-3(g)
HWAM-L02	High	CM-03-z-01-a	CM-3(1)(a)
HWAM-L02	High	CM-03-z-01-b	CM-3(1)(b)
HWAM-L02	High	CM-03-z-01-d	CM-3(1)(d)

702

703

Local Defect Checks

704 **3.2.2.3 Reduce Denial of Service Attacks from Missing Required Devices *Sub-Capability***
 705 ***and Defect Check HWAM-L03***

706 The purpose of this sub-capability is defined as follows:

Sub-Capability Name	Sub-Capability Purpose
Reduce denial of service attacks from missing required devices	Prevent or reduce denial of service attacks and/or attacks on resilience by ensuring that all required devices are present in the assessment boundary.

707

708 The defect check to assess whether this sub-capability is operating effectively is defined as follows:

Defect Check ID	Defect Check Name	Assessment Criteria Summary	Assessment Criteria Notes	Selected
HWAM-L03	Required device not installed	Device is in the desired state and is authorized, but has not appeared in the actual state after [an organization-defined] number of collections.	Assessment Criteria Notes: 1) The actual state is the same as for HWAM-F01, the inventory of devices actually found to be connected inside the assessment boundary. 2) The desired state includes: a. a supplement to the desired state for HWAM-F01 that specifies that some devices are not only authorized, but required to be present on the network.; and b. a time frame and frequency of search for determining that the absence of the device is not a false positive. For example, this might specify that if the device is absent after an active search conducted every x minutes, the device is considered absent. 3) A defect occurs when a device is listed as required in the desired state, but has not been identified in the actual state within the number of checks (n) within the specified frequency (x).	TBD

709

Local Defect Checks

710 **Example Responses:** The following potential responses (with example assignments) are common actions and are appropriate when
 711 defects are discovered in this sub-capability. These example assignments do not change the overall management responsibilities
 712 defined in other NIST guidance. Moreover, they can be customized by each organization to best adapt to local circumstances.

Defect Check ID	Potential Response Action	Primary Responsibility
HWAM-L03	Install Device	DM
HWAM-L03	Remove Requirement	DSM
HWAM-L03	Accept Risk	RskEx
HWAM-L03	Ensure Correct Response	DM

713

714 **Supporting Control Items:** This sub-capability is supported by the following control items. Thus, if any of the following supporting
 715 controls fail, the defect check will fail and overall risk will increase.

Defect Check ID	Baseline	Sortable Control Item Code	NIST Control Item Code
HWAM-L03	Low	CM-08-a	CM-8(a)
HWAM-L03	Moderate	AC-20-z-02-z	AC-20(2)
HWAM-L03	Moderate	CM-03-b	CM-3(b)
HWAM-L03	Moderate	CM-03-c	CM-3(c)
HWAM-L03	Moderate	CM-03-d	CM-3(d)
HWAM-L03	Moderate	CM-03-g	CM-3(g)
HWAM-L03	High	CM-03-z-01-a	CM-3(1)(a)
HWAM-L03	High	CM-03-z-01-b	CM-3(1)(b)
HWAM-L03	High	CM-03-z-01-f	CM-3(1)(f)
HWAM-L03	High	MA-03-z-03-a	MA-3(3)(a)
HWAM-L03	High	MA-03-z-03-b	MA-3(3)(b)

716

717

Local Defect Checks

718 **3.2.2.4 Restrict Device Ownership Sub-Capability and Defect Check HWAM-L04**

719 The purpose of this sub-capability is defined as follows:

Sub-Capability Name	Sub-Capability Purpose
Restrict Device Ownership	Ensure that devices not owned by the organization are not connected in the assessment boundary, or that they are authorized for connection only in accordance with organizationally defined restrictions.

720

721 The defect check to assess whether this sub-capability is operating effectively is defined as follows:

Defect Check ID	Defect Check Name	Assessment Criteria Summary	Assessment Criteria Notes	Selected
HWAM-L04	Restrictions on device ownership	The device is not owned by the organization or is not in compliance with defined restrictions for non-organizationally owned device connection.	Assessment Criteria Notes: This check is relevant where connection of non-organizationally owned devices in the assessment boundary is allowed. The assessment criteria provided here include examples, and could be expanded to include other criteria of interest to the organization. 1) The actual state includes: a. the same inventory as for HWAM-F01, the inventory of devices actually found to be connected inside the assessment boundary; b. identifiers associated with defined restrictions for non-organizationally owned devices (e.g., connection type/limits, specific persons or roles permitted to connect such devices); c. the length of time (or period) each device has been connected; and d. IP or MAC address of the connected non-organizationally owned device. 2) The desired state includes: a. a list of approved device owners or roles; b. a list of authorized devices approved for connection by each owner; and c. rules to determine limits to connection time or periods. d. other organization-defined identifiers associated with defined restrictions for non-organizationally owned devices. 3) A defect occurs when: a. a device with no owner or an owner not on the approved owner list for that device is connected; b. a device is connected which violates restrictions on length or time of connection;	TBD

Local Defect Checks

Defect Check ID	Defect Check Name	Assessment Criteria Summary	Assessment Criteria Notes	Selected
			c. a device without the required identifiers; and/or d. a device fails other organizationally defined restrictions related to connection of non-organizationally owned devices.	

722

723 **Example Responses:** The following potential responses (with example assignments) are common actions and are appropriate when
 724 defects are discovered in this sub-capability. These example assignments do not change the overall management responsibilities
 725 defined in other NIST guidance. Moreover, they can be customized by each organization to best adapt to local circumstances.

Defect Check ID	Potential Response Action	Primary Responsibility
HWAM-L04	Remove Device	DM
HWAM-L04	Authorize Owner	DSM
HWAM-L04	Accept Risk	RskEx
HWAM-L04	Ensure Correct Response	DM

726

727

728 **Supporting Control Items:** This sub-capability is supported by the following control items. Thus, if any of the following supporting
 729 controls fail, the defect check will fail and overall risk will increase.

Defect Check ID	Baseline	Sortable Control Item Code	NIST Control Item Code
HWAM-L04	Moderate	AC-19-z-05-z	AC-19(5)
HWAM-L04	Moderate	CM-03-b	CM-3(b)
HWAM-L04	Moderate	CM-03-c	CM-3(c)
HWAM-L04	Moderate	CM-03-d	CM-3(d)
HWAM-L04	Moderate	CM-03-g	CM-3(g)
HWAM-L04	Moderate	MP-07-z-01-z	MP-7(1)
HWAM-L04	High	CM-03-z-01-a	CM-3(1)(a)
HWAM-L04	High	CM-03-z-01-b	CM-3(1)(b)

730

731

Local Defect Checks

732 **3.2.2.5 Reduce Unapproved Suppliers and/or Manufacturers *Sub-Capability and Defect Check HWAM-L05***

733 The purpose of this sub-capability is defined as follows:

Sub-Capability Name	Sub-Capability Purpose
Reduce unapproved suppliers and/or manufacturers	Prevent or reduce supply chain threats in devices (e.g., by ensuring that all authorized devices are from trusted suppliers and/or manufacturers).

734

735 The defect check to assess whether this sub-capability is operating effectively is defined as follows:

Defect Check ID	Defect Check Name	Assessment Criteria Summary	Assessment Criteria Notes	Selected
HWAM-L05	Unapproved supplier and/or manufacturer	<p>The device supplier and/or manufacturer is not in an approved list.</p> <p>Note: The organization could design other ways to establish supply chain trust.</p>	<p>Assessment Criteria Notes:</p> <p>1) The actual state includes:</p> <ul style="list-style-type: none"> a. the HWAM-F01 actual state inventory; b. the device manufacturer, based on inventory data about the device; and c. the device supplier, typically recorded during the devices' authorization in the desired state inventory. <p>2) The desired state includes:</p> <ul style="list-style-type: none"> a. a list of trusted manufacturers; and b. a list of trusted suppliers <p>3) A defect occurs when:</p> <ul style="list-style-type: none"> a. a device is in the actual state inventory without an authorized manufacturer; b. a device is in the actual state inventory without an authorized supplier; c. a device is in the desired state inventory without an authorized manufacturer; and/or d. a device is in the desired state inventory without an authorized supplier. 	TBD

736

Local Defect Checks

737 **Example Responses:** The following potential responses (with example assignments) are common actions and are appropriate when
 738 defects are discovered in this sub-capability. These example assignments do not change the overall management responsibilities
 739 defined in other NIST guidance. Moreover, they can be customized by each organization to best adapt to local circumstances.

Defect Check ID	Potential Response Action	Primary Responsibility
HWAM-L05	Remove Device	DM
HWAM-L05	Correct the Supplier Data	DSM
HWAM-L05	Correct the Manufacturer Data	ISCM-OPS
HWAM-L05	Accept Risk	RskEx
HWAM-L05	Ensure Correct Response	DSM

740

741 **Supporting Control Items:** This sub-capability is supported by the following control items. Thus, if any of the following supporting
 742 controls fail, the defect check will fail and overall risk will increase.

Defect Check ID	Baseline	Sortable Control Item Code	NIST Control Item Code
HWAM-L05	Moderate	CM-03-b	CM-3(b)
HWAM-L05	Moderate	CM-03-c	CM-3(c)
HWAM-L05	Moderate	CM-03-d	CM-3(d)
HWAM-L05	High	CM-03-z-01-a	CM-3(1)(a)
HWAM-L05	High	CM-03-z-01-b	CM-3(1)(b)
HWAM-L05	High	SA-12	SA-12

743

744

Local Defect Checks

745 **3.2.2.6 Reduce Unauthorized Subcomponents *Sub-Capability and Defect Check HWAM-L06***

746 The purpose of this sub-capability is defined as follows:

Sub-Capability Name	Sub-Capability Purpose
Reduce unauthorized components	Detect and remove unauthorized subcomponents and/or subcomponent types to implement least functionality in order to prevent or reduce the introduction of subcomponent and subcomponent types that could enable attacks.

747

748 The defect check to assess whether this sub-capability is operating effectively is defined as follows:

Defect Check ID	Defect Check Name	Assessment Criteria Summary	Assessment Criteria Notes	Selected
HWAM-L06	Subcomponents not authorized	The system verifies that [organization-defined subcomponent types] found in the actual state are reflected in the desired state as being authorized and required	Assessment Criteria Notes: 1) The actual state includes the list of actual hardware subcomponents discovered on a device. 2) The desired state includes the list of authorized and/or required subcomponents for devices: a. by device role/attributes; or b. by device identity. 3) A defect occurs when a device actually in the assessment boundary: a. has unauthorized hardware subcomponents; and/or b. does not have required hardware subcomponents.	TBD

749

750 **Example Responses:** The following potential responses (with example assignments) are common actions and are appropriate when
 751 defects are discovered in this sub-capability. These example assignments do not change the overall management responsibilities
 752 defined in other NIST guidance. Moreover, they can be customized by each organization to best adapt to local circumstances.

Defect Check ID	Potential Response Action	Primary Responsibility
HWAM-L06	Remove Subcomponent	DM
HWAM-L06	Authorize Subcomponent	DSM
HWAM-L06	Accept Risk	RskEx
HWAM-L06	Ensure Correct Response	DM

753

754

Local Defect Checks

755 **Supporting Control Items:** This sub-capability is supported by the following control items. Thus, if any of the following supporting
756 controls fail, the defect check will fail and overall risk will increase.

Defect Check ID	Baseline	Sortable Control Item Code	NIST Control Item Code
HWAM-L06	Low	AC-19-a	AC-19(a)
HWAM-L06	Low	CM-08-a	CM-8(a)
HWAM-L06	Moderate	AC-19-z-05-z	AC-19(5)
HWAM-L06	Moderate	CM-03-b	CM-3(b)
HWAM-L06	Moderate	CM-03-c	CM-3(c)
HWAM-L06	Moderate	CM-03-d	CM-3(d)
HWAM-L06	Moderate	CM-03-g	CM-3(g)
HWAM-L06	Moderate	CM-08-z-03-b	CM-8(3)(b)
HWAM-L06	High	CM-03-z-01-a	CM-3(1)(a)
HWAM-L06	High	CM-03-z-01-b	CM-3(1)(b)

757

758

Local Defect Checks

759 **3.2.2.7 Verify Ongoing Business Need for Device *Sub-Capability and Defect Check HWAM-L07***

760 The purpose of this sub-capability is defined as follows:

Sub-Capability Name	Sub-Capability Purpose
Verify ongoing business need for device	Require periodic and/or event driven consideration of whether a device is still needed for information system functionality to fulfill mission requirements in support of least functionality. Note: Good practice might be to require DMs to review what they manage and System Owners to review what is needed in their authorization boundaries.

761

762 The defect check to assess whether this sub-capability is operating effectively is defined as follows:

Defect Check ID	Defect Check Name	Assessment Criteria Summary	Assessment Criteria Notes	Selected
HWAM-L07	Business need and/or device manager not recently verified	Track a device business-need sunset date. Track triggers that can require reassessment of the business need.	Assessment Criteria Notes: 1) The actual state includes (for each device): a. the current date; and/or b. whether or not a specified trigger event has occurred. 2) The desired state includes: a. the maximum time before re-verification is required for each device b. a device sunset date; and/or c. specific events requiring consideration of device relevance, i. by device role/attributes ii. by device identity 3) A defect occurs when a device actually in the assessment boundary: a. has an expired sunset date; b. is nearing an expired sunset date (to provide warning to desired state managers); and/or c. a specified trigger event has occurred to this device without re-verification of business need.	TBD

763

Local Defect Checks

764 **Example Responses:** The following potential responses (with example assignments) are common actions and are appropriate when
 765 defects are discovered in this sub-capability. These example assignments do not change the overall management responsibilities
 766 defined in other NIST guidance. Moreover, they can be customized by each organization to best adapt to local circumstances.

Defect Check ID	Potential Response Action	Primary Responsibility
HWAM-L07	Remove Device	DM
HWAM-L07	Re-authorize Device	DSM
HWAM-L07	Accept Risk	RskEx
HWAM-L07	Ensure Correct Response	DM

767

768 **Supporting Control Items:** This sub-capability is supported by the following control items. Thus, if any of the following supporting
 769 controls fail, the defect check will fail and overall risk will increase.

Defect Check ID	Baseline	Sortable Control Item Code	NIST Control Item Code
HWAM-L07	Moderate	CM-03-b	CM-3(b)
HWAM-L07	Moderate	CM-03-c	CM-3(c)
HWAM-L07	Moderate	CM-03-d	CM-3(d)
HWAM-L07	Moderate	CM-03-f	CM-3(f)
HWAM-L07	Moderate	CM-03-g	CM-3(g)
HWAM-L07	Moderate	CM-08-z-01-z	CM-8(1)
HWAM-L07	High	CM-03-z-01-a	CM-3(1)(a)
HWAM-L07	High	CM-03-z-01-b	CM-3(1)(b)

770

771

Local Defect Checks

772 **3.2.2.8 Ensure Required Device Data is Collected *Sub-Capability and Defect Check HWAM-L08***

773 The purpose of this sub-capability is defined as follows:

Sub-Capability Name	Sub-Capability Purpose
Ensure required device data is collected	Ensure that data required to assess risk are collected. These data may relate to other than a HWAM defect but may need to be collected by the HWAM sensor. For example, devices with inadequate memory to support basic OS and defensive security components may need to be detected as defects.

774

775 The defect check to assess whether this sub-capability is operating effectively is defined as follows:

Defect Check ID	Defect Check Name	Assessment Criteria Summary	Assessment Criteria Notes	Selected
HWAM-L08	Missing required device data	Track additional device data and score devices that don't have that data	Assessment Criteria Notes: 1) The actual state includes: a. the list of data attributes collected on each device by the actual state collection system; and b. the date each attribute was last collected. 2) The desired state includes: a. the list of attributes that are required to be collected for each device, specified i. by device role/attributes; and/or ii. by device identity; and/or b. the time frame within which each attribute should be recollected based on the same role/attribute/identity. 3) A defect occurs when the required data has not been collected from a device within the required time frame.	TBD

776

777

Local Defect Checks

778 **Example Responses:** The following potential responses (with example assignments) are common actions and are appropriate when
 779 defects are discovered in this sub-capability. These example assignments do not change the overall management responsibilities
 780 defined in other NIST guidance. Moreover, they can be customized by each organization to best adapt to local circumstances.

Defect Check ID	Potential Response Action	Primary Responsibility
HWAM-L08	Remove Non-reporting Devices	DM
HWAM-L08	Begin to Collect All Required Data	ISCM-OPS
HWAM-L08	Change Reporting Requirements	RskEx
HWAM-L08	Accept Risk	RskEx
HWAM-L08	Ensure Correct Response	ISCM-OPS

781

782 **Supporting Control Items:** This sub-capability is supported by the following control items. Thus, if any of the following supporting
 783 controls fail, the defect check will fail and overall risk will increase.

Defect Check ID	Baseline	Sortable Control Item Code	NIST Control Item Code
HWAM-L08	Low	CM-08-a	CM-8(a)
HWAM-L08	Low	CM-08-b	CM-8(b)

784

785

Local Defect Checks

786 **3.2.2.9 Ensure Needed Changes Are Approved or Disapproved in a Timely Manner *Sub-Capability***
 787 ***and Defect Check HWAM-L09***

788 The purpose of this sub-capability is defined as follows:

Sub-Capability Name	Sub-Capability Purpose
Ensure needed changes are approved or disapproved in a timely manner	Ensure that needed changes are approved or disapproved in a timely manner by flagging requested changes not considered (approved or disapproved) in a timely manner as risks.

789
 790 The defect check to assess whether this sub-capability is operating effectively is defined as follows:

Defect Check ID	Defect Check Name	Assessment Criteria Summary	Assessment Criteria Notes	Selected
HWAM-L09	Proposed changes are too old	Proposed changes not approved or disapproved after [organization-defined time frame]. Assumes L02 is selected.	Assessment Criteria Notes: 1) The actual state includes: a. a list of proposed changes to the desired state; and b. a list of approved changes to the actual state, likely derived from the desired state specification; and c. the date the change was proposed/approved. 2) The desired state includes: a. the time frame within which proposed items should be approved or rejected; and b. the time frame within which approved changes should be implemented in the actual state. 3) A defect occurs when a device in the assessment boundary: a. includes a proposed change that has not been addressed within the time allowed in 2(a); and/or b. includes an approved change that has not been implemented within the time frame specified in 2(b).	TBD

791
 792

Local Defect Checks

793 **Example Responses:** The following potential responses (with example assignments) are common actions and are appropriate when
 794 defects are discovered in this sub-capability. These example assignments do not change the overall management responsibilities
 795 defined in other NIST guidance. Moreover, they can be customized by each organization to best adapt to local circumstances.

Defect Check ID	Potential Response Action	Primary Responsibility
HWAM-L09	Reject Proposed Change	DSM
HWAM-L09	Approve Proposed Change	DSM
HWAM-L09	Accept Risk	RskEx
HWAM-L09	Ensure Correct Response	DSM

796

797 **Supporting Control Items:** This sub-capability is supported by the following control items. Thus, if any of the following supporting
 798 controls fail, the defect check will fail and overall risk will increase.

Defect Check ID	Baseline	Sortable Control Item Code	NIST Control Item Code
HWAM-L09	Low	AC-19-a	AC-19(a)
HWAM-L09	Moderate	CM-03-b	CM-3(b)
HWAM-L09	Moderate	CM-03-c	CM-3(c)
HWAM-L09	Moderate	CM-03-d	CM-3(d)
HWAM-L09	Moderate	CM-03-f	CM-3(f)
HWAM-L09	Moderate	CM-03-g	CM-3(g)
HWAM-L09	High	CM-03-z-01-a	CM-3(1)(a)
HWAM-L09	High	CM-03-z-01-b	CM-3(1)(b)
HWAM-L09	High	CM-03-z-01-c	CM-3(1)(c)

799

800

Local Defect Checks

801 **3.2.2.10 Ensure Adequate Record Retention *Sub-Capability and Defect Check HWAM-L10***

802 The purpose of this sub-capability is defined as follows:

Sub-Capability Name	Sub-Capability Purpose
Ensure adequate record retention	Ensure adequate historical records of HWAM ISCM data are kept in support of forensics and other risk management activities.

803

804 The defect check to assess whether this sub-capability is operating effectively is defined as follows:

Defect Check ID	Defect Check Name	Assessment Criteria Summary	Assessment Criteria Notes	Selected
HWAM-L10	Records retention too short	Records of actual state and/or desired state specification are not retained for the required period.	Assessment Criteria Notes: 1) The actual state includes data from actual state collection, by collection period. 2) The desired state includes: a. the required record retention period; and b. check summary data to verify the complete recording of each collection cycle, e.g., i. record counts by type; ii. hash of complete dataset; or iii. equivalent. 3) A defect occurs when data for a collection cycle: a. is missing in its entirety during the retention period; and/or b. application of the check summary indicated the collection has been altered.	TBD

805

806

Local Defect Checks

807 **Example Responses:** The following potential responses (with example assignments) are common actions and are appropriate when
808 defects are discovered in this sub-capability. These example assignments do not change the overall management responsibilities
809 defined in other NIST guidance. Moreover, they can be customized by each organization to best adapt to local circumstances.

Defect Check ID	Potential Response Action	Primary Responsibility
HWAM-L10	Restore from Backup	ISCM-OPS
HWAM-L10	Accept Risk	RskEx
HWAM-L10	Ensure Correct Response	ISCM-OPS

810

811 **Supporting Control Items:** This sub-capability is supported by the following control items. Thus, if any of the following supporting
812 controls fail, the defect check will fail and overall risk will increase.

Defect Check ID	Baseline	Sortable Control Item Code	NIST Control Item Code
HWAM-L10	Moderate	CM-03-e	CM-3(e)

813

814

Local Defect Checks

815 **3.2.2.11 Ensure One-to-One Device Assignment to Authorization Boundary *Sub-Capability***
 816 ***and Defect Check HWAM-L11***

817 The purpose of this sub-capability is defined as follows:

Sub-Capability Name	Sub-Capability Purpose
Ensure one-to-one device assignment to authorization boundary	Ensure device-level accountability and reduce duplication of effort by verifying that each device is in one and only one assessment boundary.

818

819 The defect check to assess whether this sub-capability is operating effectively is defined as follows:

Defect Check ID	Defect Check Name	Assessment Criteria Summary	Assessment Criteria Notes	Selected
HWAM-L11	Device assignment to authorization boundary is not 1:1	Each device in the desired state specification is assigned to one and only one authorization boundary.	Assessment Criteria Notes: 1) The actual state includes the data from the desired state specifications for all authorization boundaries indicating which devices are assigned to which authorization boundaries. 2) The desired state includes details specified in the component inventory regarding the authorization boundary (information system) to which the device belongs. 3) A defect occurs when: a. a device is not listed in any authorization boundary; and/or b. a device is listed in more than one authorization boundary.	TBD

820

821

Local Defect Checks

822 **Example Responses:** The following potential responses (with example assignments) are common actions and are appropriate when
823 defects are discovered in this sub-capability. These example assignments do not change the overall management responsibilities
824 defined in other NIST guidance. Moreover, they can be customized by each organization to best adapt to local circumstances.

Defect Check ID	Potential Response Action	Primary Responsibility
HWAM-L11	Add to boundary if in none	DSM
HWAM-L11	Remove from all boundaries except the correct one	DSM
HWAM-L11	Accept Risk	RskEx
HWAM-L11	Ensure Correct Response	DSM

825

826 **Supporting Control Items:** This sub-capability is supported by the following control items. Thus, if any of the following supporting
827 controls fail, the defect check will fail and overall risk will increase.

Defect Check ID	Baseline	Sortable Control Item Code	NIST Control Item Code
HWAM-L11	Moderate	CM-08-z-05-z	CM-8(5)

828

829

830 **3.2.3 Security Impact of Each Sub-Capability on an Attack Step Model**

831 Table 6 shows the primary ways the defect checks derived from the SP 800-53 security controls contribute to blocking attacks/event as
 832 described in [Figure 1: HWAM Impact on an Attack Step Model](#).

833 **Table 6: Mapping of Attack Steps to Security Sub-Capability**

Attack Step	Attack Step Description	Sub-Capability Name	Sub-Capability Purpose
2) Initiate Attack Internally	The attacker is inside the boundary and initiates attack on some object internally. Examples include: User opens spear phishing email or clicks on attachment; user installs unauthorized software or hardware; unauthorized personnel gains physical access to restricted facility.	Prevent unauthorized devices	Prevent or reduce the presence of unauthorized devices thus reducing the number of potentially malicious or high-risk devices.
2) Initiate Attack Internally	The attacker is inside the boundary and initiates attack on some object internally. Examples include: User opens spear phishing email or clicks on attachment; user installs unauthorized software or hardware; unauthorized personnel gains physical access to restricted facility.	Reduce exploitation of devices before removal, during use elsewhere, and after return	Prevent exploitation of devices before removal, during use elsewhere, and after return (or other mobile use) by a) appropriately hardening the device prior to removal; b) checking for organizational data before removal; and c) sanitizing the device before introduction or reintroduction into the assessment boundary.
2) Initiate Attack Internally	The attacker is inside the boundary and initiates attack on some object internally. Examples include: User opens spear phishing email or clicks on attachment; user installs unauthorized software or hardware; unauthorized personnel gains physical access to restricted facility.	Reduce insider threat of unauthorized device	Use separation of duties (i.e., requiring multiple persons to authorize adding a device to the authorization boundary) to limit the ability of a single careless or malicious insider to authorize high-risk devices. Note 1: The organization might choose to use access restrictions to enforce the separation of duties. If so, that would be assessed under the PRIV capability. What is assessed here is that the separation of duties occurs. Note 2: See HWAM-L11 for authorization boundary.

Attack Step	Attack Step Description	Sub-Capability Name	Sub-Capability Purpose
2) Initiate Attack Internally	The attacker is inside the boundary and initiates attack on some object internally. Examples include: User opens spear phishing email or clicks on attachment; user installs unauthorized software or hardware; unauthorized personnel gains physical access to restricted facility.	Reduce denial of service attacks from missing required devices	Prevent or reduce denial of service attacks and/or attacks on resilience by ensuring that all required devices are present in the assessment boundary.
2) Initiate Attack Internally	The attacker is inside the boundary and initiates attack on some object internally. Examples include: User opens spear phishing email or clicks on attachment; user installs unauthorized software or hardware; unauthorized personnel gains physical access to restricted facility.	Restrict Device Ownership	Ensure that devices not owned by the organization are not connected in the assessment boundary, or that they are authorized for connection only in accordance with organizationally-defined restrictions.
2) Initiate Attack Internally	The attacker is inside the boundary and initiates attack on some object internally. Examples include: User opens spear phishing email or clicks on attachment; user installs unauthorized software or hardware; unauthorized personnel gains physical access to restricted facility.	Reduce unauthorized components	Detect and remove unauthorized subcomponents and/or subcomponent types to implement least functionality in order to prevent or reduce the introduction of subcomponent and subcomponent types that could enable attacks.
2) Initiate Attack Internally	The attacker is inside the boundary and initiates attack on some object internally. Examples include: User opens spear phishing email or clicks on attachment; user installs unauthorized software or hardware; unauthorized personnel gains physical access to restricted facility.	Verify ongoing business need for device	Require periodic and/or event driven consideration of whether a device is still needed for information system functionality to fulfill mission requirements in support of least functionality). Note: Good practice might be to require DMs to review what they manage and System Owners to review what is needed in their authorization boundaries.
2) Initiate Attack Internally	The attacker is inside the boundary and initiates attack on some object internally. Examples include: User opens spear phishing email or clicks on attachment; user installs unauthorized software or hardware; unauthorized personnel gains physical access to restricted facility.	Ensure needed changes are approved or disapproved in a timely manner	Ensure that needed changes are approved or disapproved in a timely manner by flagging requested changes not considered (approved or disapproved) in a timely manner as risks.

Attack Step	Attack Step Description	Sub-Capability Name	Sub-Capability Purpose
3) Gain Foothold	The attacker has gained entry to the object and achieves enough actual compromise to gain a foothold, but without persistence. Examples include: Unauthorized user successfully logs in with authorized credentials; browser exploit code successfully executed in memory and initiates call back; person gains unauthorized access to server room.	Prevent unauthorized devices	Prevent or reduce the presence of unauthorized devices thus reducing the number of potentially malicious or high-risk devices.
3) Gain Foothold	The attacker has gained entry to the object and achieves enough actual compromise to gain a foothold, but without persistence. Examples include: Unauthorized user successfully logs in with authorized credentials; browser exploit code successfully executed in memory and initiates call back; person gains unauthorized access to server room.	Reduce number of devices without assigned device manager	Prevent or reduce the number of devices without an assigned device manager within the assessment boundary, thus reducing delay in mitigating device defects (when found).
3) Gain Foothold	The attacker has gained entry to the object and achieves enough actual compromise to gain a foothold, but without persistence. Examples include: Unauthorized user successfully logs in with authorized credentials; browser exploit code successfully executed in memory and initiates call back; person gains unauthorized access to server room.	Reduce exploitation of devices before removal, during use elsewhere, and after return	Prevent exploitation of devices before removal, during use elsewhere, and after return (or other mobile use) by a) appropriately hardening the device prior to removal; b) checking for organizational data before removal; and c) sanitizing the device before introduction or reintroduction into the assessment boundary.

Attack Step	Attack Step Description	Sub-Capability Name	Sub-Capability Purpose
3) Gain Foothold	The attacker has gained entry to the object and achieves enough actual compromise to gain a foothold, but without persistence. Examples include: Unauthorized user successfully logs in with authorized credentials; browser exploit code successfully executed in memory and initiates call back; person gains unauthorized access to server room.	Reduce insider threat of unauthorized device	Use separation of duties (i.e., requiring multiple persons to authorize adding a device to the authorization boundary) to limit the ability of a single careless or malicious insider to authorize high-risk devices. Note 1: The organization might choose to use access restrictions to enforce the separation of duties. If so, that would be assessed under the PRIV capability. What is assessed here is that the separation of duties occurs. Note 2: See HWAM-L11 for authorization boundary.
3) Gain Foothold	The attacker has gained entry to the object and achieves enough actual compromise to gain a foothold, but without persistence. Examples include: Unauthorized user successfully logs in with authorized credentials; browser exploit code successfully executed in memory and initiates call back; person gains unauthorized access to server room.	Reduce denial of service attacks from missing required devices	Prevent or reduce denial of service attacks and/or attacks on resilience by ensuring that all required devices are present in the assessment boundary.
3) Gain Foothold	The attacker has gained entry to the object and achieves enough actual compromise to gain a foothold, but without persistence. Examples include: Unauthorized user successfully logs in with authorized credentials; browser exploit code successfully executed in memory and initiates call back; person gains unauthorized access to server room.	Restrict Device Ownership	Ensure that devices not owned by the organization are not connected in the assessment boundary, or that they are authorized for connection only in accordance with organizationally-defined restrictions.

Attack Step	Attack Step Description	Sub-Capability Name	Sub-Capability Purpose
3) Gain Foothold	The attacker has gained entry to the object and achieves enough actual compromise to gain a foothold, but without persistence. Examples include: Unauthorized user successfully logs in with authorized credentials; browser exploit code successfully executed in memory and initiates call back; person gains unauthorized access to server room.	Reduce unauthorized components	Detect and remove unauthorized subcomponents and/or subcomponent types to implement least functionality in order to prevent or reduce the introduction of subcomponent and subcomponent types that could enable attacks.
3) Gain Foothold	The attacker has gained entry to the object and achieves enough actual compromise to gain a foothold, but without persistence. Examples include: Unauthorized user successfully logs in with authorized credentials; browser exploit code successfully executed in memory and initiates call back; person gains unauthorized access to server room.	Verify ongoing business need for device	Require periodic and/or event driven consideration of whether a device is still needed for information system functionality to fulfill mission requirements in support of least functionality). Note: Good practice might be to require DMs to review what they manage and System Owners to review what is needed in their authorization boundaries.
3) Gain Foothold	The attacker has gained entry to the object and achieves enough actual compromise to gain a foothold, but without persistence. Examples include: Unauthorized user successfully logs in with authorized credentials; browser exploit code successfully executed in memory and initiates call back; person gains unauthorized access to server room.	Ensure needed changes are approved or disapproved in a timely manner	Ensure that needed changes are approved or disapproved in a timely manner by flagging requested changes not considered (approved or disapproved) in a timely manner as risks.
6) Achieve Attack Objective	The attacker achieves an objective. Loss of confidentiality, integrity, or availability of data or system capability. Examples include: Exfiltration of files; modification of database entries; deletion of file or application; denial of service; disclosure of PII.	Prevent unauthorized devices	Prevent or reduce the presence of unauthorized devices thus reducing the number of potentially malicious or high-risk devices.

Attack Step	Attack Step Description	Sub-Capability Name	Sub-Capability Purpose
6) Achieve Attack Objective	The attacker achieves an objective. Loss of confidentiality, integrity, or availability of data or system capability. Examples include: Exfiltration of files; modification of database entries; deletion of file or application; denial of service; disclosure of PII.	Reduce exploitation of devices before removal, during use elsewhere, and after return	Prevent or reduce exploitation of devices before removal, during use elsewhere, and after return (or other mobile use) by a) appropriately hardening the device prior to removal; b) checking for organizational data before removal; and c) sanitizing the device before introduction or reintroduction into the assessment boundary.
6) Achieve Attack Objective	The attacker achieves an objective. Loss of confidentiality, integrity, or availability of data or system capability. Examples include: Exfiltration of files; modification of database entries; deletion of file or application; denial of service; disclosure of PII.	Reduce insider threat of unauthorized device	Use separation of duties (i.e., requiring multiple persons to authorize adding a device to the authorization boundary) to limit the ability of a single careless or malicious insider to authorize high-risk devices. Note 1: The organization might choose to use access restrictions to enforce the separation of duties. If so, that would be assessed under the PRIV capability. What is assessed here is that the separation of duties occurs. Note 2: See HWAM-L11 for authorization boundary.
6) Achieve Attack Objective	The attacker achieves an objective. Loss of confidentiality, integrity, or availability of data or system capability. Examples include: Exfiltration of files; modification of database entries; deletion of file or application; denial of service; disclosure of PII.	Restrict Device Ownership	Ensure that devices not owned by the organization are not connected in the assessment boundary, or that they are authorized for connection only in accordance with organizationally-defined restrictions.
6) Achieve Attack Objective	The attacker achieves an objective. Loss of confidentiality, integrity, or availability of data or system capability. Examples include: Exfiltration of files; modification of database entries; deletion of file or application; denial of service; disclosure of PII.	Reduce unauthorized components	Detect and remove unauthorized subcomponents and/or subcomponent types to implement least functionality in order to prevent or reduce the introduction of subcomponent and subcomponent types that could enable attacks.

Attack Step	Attack Step Description	Sub-Capability Name	Sub-Capability Purpose
6) Achieve Attack Objective	The attacker achieves an objective. Loss of confidentiality, integrity, or availability of data or system capability. Examples include: Exfiltration of files; modification of database entries; deletion of file or application; denial of service; disclosure of PII.	Verify ongoing business need for device	Require periodic and/or event driven consideration of whether a device is still needed for information system functionality to fulfill mission requirements in support of least functionality. Note: Good practice might be to require DMs to review what they manage and System Owners to review what is needed in their authorization boundaries.

834 **3.3 HWAM Control (Item) Security Assessment Plan Narrative Tables**
835 **and Templates**

836 The security assessment plan narratives in this section are designed to provide the core of an
837 assessment plan for the automated assessment, as described in Section 6 of Volume 1 of this
838 NISTIR. These narratives are supplemented by the other material in this section, including defect
839 check tables (defining the tests to be used) and are summarized in the Control Allocation Tables
840 in [Section 3.4](#).

841 The roles referenced in these narratives match the roles defined by NIST in relevant special
842 publications (SP 800-37, etc.) and/or the HWAM-specific roles defined in [Section 2.7](#). These
843 roles can be adapted and/or customized to the organization as described in the introduction to
844 [Section 3](#).

845 The determination statements listed here have been derived from the relevant control item
846 language, specifically modified by the following adjustments:

- 847 (1) The phrase {for devices and device components} has been added where necessary for
848 control items that apply to more areas than just HWAM. This language tailors the
849 control item to remain within HWAM. In this case, the same control item will likely
850 appear in other capabilities with the relevant scoping for that capability. For example,
851 most Configuration Management (CM) family controls apply not only to hardware
852 CM, but also to software CM. Only the hardware CM aspect is relevant to the HWAM
853 capability, so that is what is covered in this volume.
- 854 (2) The phrases {actual state} or {desired state specification} have been added to
855 determination statements where both actual and desired state are needed for automated
856 testing but where this was implicit in the original statement of the control. For
857 example, CM-8a has two determination statements that are identical except that
858 determination statement CM-8a(1) applies to the actual state, and determination
859 statement CM-8a(2) applies to the desired state specification.
- 860 (3) Where a control item includes inherently different actions that are best assessed by
861 different defect checks (typically, because the assessment criteria are different), the
862 control item may be divided into multiple HWAM-applicable determination
863 statements.
- 864 (4) Part of a control item may not apply to HWAM, while another part does. For example,
865 consider the control item CM-8(3b). To address this issue, the determination statements
866 in this volume include only the portion of the control item applicable to the HWAM
867 capability. The portion of the control item that does not apply is documented by a note
868 under the control item and included with other capabilities, as appropriate.

869 **3.3.1 Outline Followed for Each Control Item**

870 The literal text of the control item follows the heading *Control Item Text*.

871 There may be one or more determination statements for each control item. Each determination
872 statement is documented in a table, noting the:

- 873 • determination statement ID,
- 874 • determination statement text,
- 875 • implemented by (responsibility),
- 876 • assessment boundary,
- 877 • assessment responsibility,
- 878 • assessment method,
- 879 • selected column (TBD by the organization),
- 880 • rationale for risk acceptance (thresholds) (TBD by the organization),
- 881 • frequency of assessment², and
- 882 • impact of not implementing the defect check (TBD by the organization).

883 This is followed by a table showing the defect checks (and related sub-capability) that might be
884 caused to fail if this control fails.

885 This text provides a template for the organization to edit, as described in [Section 3.1](#).

886 **3.3.2 Outline Organized by Baselines**

887 This section includes control items selected in the SP 800-53 Low, Moderate, and High baselines
888 and that support the HWAM capability. For convenience, these are presented in three sections as
889 follows:

- 890 (1) **Low Baseline Control Items** ([Section 3.3.3](#)). Those in the low baseline, which are
891 required for all systems.
- 892 (2) **Moderate Baseline Control Items** ([Section 3.3.4](#)). Those in the moderate baseline,
893 which are also required for the high baseline.
- 894 (3) **High Baseline Control Items** ([Section 3.3.5](#)). Those that are only required for the high
895 baseline.

896 Table 7 illustrates the relevance of each of these.

² While automated tools may be able to assess as frequently as every 3-4 days, organizations determine the appropriate assessment frequency in accordance with the ISCM strategy.

Table 7: Applicability of Control Items

FIPS-199^a (SP 800-60)^b System Impact Level	(1) Low Control Items (Section 3.3.3)	(2) Moderate Control Items (Section 3.3.4)	(3) High Control Items (Section 3.3.5)
Low	Applicable		
Moderate	Applicable	Applicable	
High	Applicable	Applicable	Applicable

898
899^a FIPS-199 defines Low, Moderate, and High overall potential impact designations.^b See SP 800-60, Section 3.2.

900 **3.3.3 Low Baseline Security Control Item Narratives**

901 **3.3.3.1 Control Item AC-19: ACCESS CONTROL FOR MOBILE DEVICES**

902 **Control Item Text:**

903 Control: The organization:

- 904 a. Establishes usage restrictions, configuration requirements, connection requirements, and implementation guidance for
 905 organization-controlled mobile devices.

906 **Note:** Parts of the control item are assigned to other capabilities, as follows: BEHAVE: usage restrictions; BOUND-N:
 907 connection requirements; SE implementation guidance.

908 **Determination Statement 1:**

Determination Statement ID	Determination Statement Text
AC-19(a)(1)	Determine if the organization: Establishes configuration requirements for organization-controlled mobile devices (and subcomponents).

909

Determination Statement ID	Implemented By	Assessment Boundary	Assessment Responsibility	Assessment Methods	Selected	Rationale for Risk Acceptance	Frequency Of Assessment	Impact of not implementing
AC-19(a)(1)	DSM	ISCM-TN	ISCM-Sys	Test				

910

911

Low Baseline Security Control Item Narratives

912 **A defect in control item effectiveness will create a defect in one or more of these defect checks:**

Determination Statement ID	Defect Check ID	DC-Name	<p align="center">Rationale</p> If an [organization-defined measure] for this defect check is above [the organization-defined threshold], <i>then defects in usage restrictions, configuration/connection requirements, and implementation guidance for organization-controlled mobile devices being established or implemented related to this control item</i> might be the cause of ...
AC-19(a)(1)	HWAM-L01	Devices moving into/out of the assessment boundary	devices not being adequately prepared for movement into or out of the assessment boundary.
AC-19(a)(1)	HWAM-L06	Subcomponents not authorized	a device with unauthorized subcomponents or a device lacking required subcomponents being found in the assessment boundary.
AC-19(a)(1)	HWAM-L09	Proposed changes are too old	requested changes not being addressed in a timely manner.

913

914 **3.3.3.2 Control Item AC-19(b): ACCESS CONTROL FOR MOBILE DEVICES**

915 **Control Item Text:**

916 Control: The organization:

917 b. Authorizes the connection of mobile devices to organizational information systems.

918 **Determination Statement 1:**

Determination Statement ID	Determination Statement Text
AC-19(b)(1)	Determine if the organization: authorizes the connection of mobile devices to organizational information system {considering their subcomponents}

919

Determination Statement ID	Implemented By	Assessment Boundary	Assessment Responsibility	Assessment Methods	Selected	Rationale for Risk Acceptance	Frequency of Assessment	Impact of not implementing
AC-19(b)(1)	DSM	ISCM-TN	ISCM-Sys	Test				

920

921 **A defect in control item effectiveness will create a defect in one or more of these defect checks:**

Determination Statement ID	Defect Check ID	DC-Name	Rationale
AC-19(b)(1)	HWAM-F01	Unauthorized devices	If an [organization-defined measure] for this defect check is above [the organization-defined threshold], then defects in the authorization of the connection of mobile devices to organizational information systems related to this control item might be the cause of ... the presence of unauthorized devices.
AC-19(b)(1)	HWAM-F02	Authorized devices without a device manager	a device manager not being assigned.

922

Low Baseline Security Control Item Narratives

923 **3.3.3.3 Control Item CM-8(a): INFORMATION SYSTEM COMPONENT INVENTORY**

924 **Control Item Text:**

925 Control: The organization:

926 a. Develops and documents an inventory of information system components that:

- 927 1. Accurately reflects the current information system;
- 928 2. Includes all components within the authorization boundary of the information system;
- 929 3. Is at the level of granularity deemed necessary for tracking and reporting; and
- 930 4. Includes [Assignment: organization-defined information deemed necessary to achieve effective information system
- 931 component accountability].

932 **Determination Statement 1:**

933

Determination Statement ID	Determination Statement Text
CM-8(a)(1)	Determine if the organization: a. Develops and documents an inventory of information system components {for devices and device components} that: 1. Accurately reflects the current information system; 2. Includes all components within the authorization boundary of the information system;

934

Determination Statement ID	Implemented By	Assessment Boundary	Assessment Responsibility	Assessment Methods	Selected	Rationale for Risk Acceptance	Frequency of Assessment	Impact of not implementing
CM-8(a)(1)	DSM	ISCM-TN	ISCM-Sys	Test				

935

936

Low Baseline Security Control Item Narratives

937 **A defect in control item effectiveness will create a defect in one or more of these defect checks:**

Determination Statement ID	Defect Check ID	DC-Name	<p style="text-align: center;">Rationale</p> If an [organization-defined measure] for this defect check is above [the organization-defined threshold], <i>then defects in an inventory of the {devices and device subcomponents of the} information system that includes all components within the authorization boundary being developed/documented or being accurate related to this control item</i> might be the cause of ...
CM-8(a)(1)	HWAM-F01	Unauthorized devices	the presence of unauthorized devices.
CM-8(a)(1)	HWAM-L03	Required device not installed	a required device not being found in the assessment boundary.
CM-8(a)(1)	HWAM-L06	Subcomponents not authorized	a device with unauthorized subcomponents or a device lacking required subcomponents being found in the assessment boundary.
CM-8(a)(1)	HWAM-L08	Missing required device data	a device missing required data being found in the assessment boundary.
CM-8(a)(1)	HWAM-Q01	Non-reporting devices	a device failing to report within the specified time frame.
CM-8(a)(1)	HWAM-Q03	Low completeness metric	completeness of overall ISCM reporting not meeting the threshold.
CM-8(a)(1)	HWAM-Q04	Poor timeliness metric	poor timeliness of overall ISCM reporting.

938

Low Baseline Security Control Item Narratives

939 **Determination Statement 2:**

Determination Statement ID	Determination Statement Text
CM-8(a)(2)	Determine if the organization: a. Develops and documents an inventory of information system components {for devices and device components} that: 3. Is at the level of granularity deemed necessary for tracking and reporting;

940

Determination Statement ID	Implemented By	Assessment Boundary	Assessment Responsibility	Assessment Methods	Selected	Rationale for Risk Acceptance	Frequency of Assessment	Impact of not implementing
CM-8(a)(2)	ISCM-Sys	ISCM-TN	ISCM-Sys	Test				

941

942 **A defect in control item effectiveness will create a defect in one or more of these defect checks:**

Determination Statement ID	Defect Check ID	DC-Name	Rationale
			If an [organization-defined measure] for this defect check is above [the organization-defined threshold], <i>then defects in "accurately" including "all {desired state} components within the authorization boundary of the information system" in this control item</i> might be the cause of . . .
CM-8(a)(2)	HWAM-F01	Unauthorized Devices	the presence of unauthorized devices.
CM-8(a)(2)	HWAM-L03	Required Device not Installed	lack of a required device in the assessment boundary.
CM-8(a)(2)	HWAM-L06	Subcomponents not Authorized	a device with unauthorized subcomponents in the assessment boundary.
CM-8(a)(2)	HWAM-L08	Required Device Data	a device with missing required data.

943

944

945

Low Baseline Security Control Item Narratives

946 **Determination Statement 3:**

Determination Statement ID	Determination Statement Text
CM-8(a)(3)	Determine if the organization: a. Develops and documents an inventory of information system components {for devices and device components} that: 4. Includes [Assignment: organization-defined information deemed necessary to achieve effective information system component accountability];

947

Determination Statement ID	Implemented By	Assessment Boundary	Assessment Responsibility	Assessment Methods	Selected	Rationale for Risk Acceptance	Frequency of Assessment	Impact of not implementing
CM-8(a)(3)	ISCM-Sys	ISCM-TN	ISCM-Sys	Test				

948

949 **A defect in control item effectiveness will create a defect in one or more of these defect checks:**

Determination Statement ID	Defect Check ID	DC-Name	Rationale
			If an [organization-defined measure] for this defect check is above [the organization-defined threshold], <i>then defects in the inventory of information system components {devices and device subcomponents} reflecting the organization-defined information deemed necessary to achieve effective information system component accountability related to this control item</i> might be the cause of ...
CM-8(a)(3)	HWAM-L08	Missing required device data	a device missing required data being found in the assessment boundary.

950

951

Low Baseline Security Control Item Narratives

952 **3.3.3.4 Control Item CM-8(b): INFORMATION SYSTEM COMPONENT INVENTORY**

953 **Control Item Text:**

954 Control: The organization:

955 b. Reviews and updates the information system component inventory [Assignment: organization-defined frequency].

956 **Determination Statement 1:**

Determination Statement ID	Determination Statement Text
CM-8(b)(1)	Determine if the organization: b. Reviews and updates the information system component inventory {for devices and device components} [Assignment: organization-defined frequency].

957

Determination Statement ID	Implemented By	Assessment Boundary	Assessment Responsibility	Assessment Methods	Selected	Rationale for Risk Acceptance	Frequency of Assessment	Impact of not implementing
CM-8(b)(1)	DM	ISCM-TN	ISCM-Sys	Test				

958

959 **A defect in control item effectiveness will create a defect in one or more of these defect checks:**

Determination Statement ID	Defect Check ID	DC-Name	Rationale
CM-8(b)(1)	HWAM-Q04	Low Timeliness Metric	If an [organization-defined measure] for this defect check is above [the organization-defined threshold], <i>then defects in conducting reviews and updates of the {actual state} information system component inventory {for devices and device components}" with the "organization-defined frequency" related to this control item</i> might be the cause of ...
			low timeliness of overall ISCM reporting.

960

961

962

Low Baseline Security Control Item Narratives

963 **Determination Statement 2:**

Determination Statement ID	Determination Statement Text
CM-8(b)(2)	Determine if the organization: b. Reviews and updates the information system component inventory {for devices and device components} [Assignment: organization-defined frequency].

964

Determination Statement ID	Implemented By	Assessment Boundary	Assessment Responsibility	Assessment Methods	Selected	Rationale for Risk Acceptance	Frequency of Assessment	Impact of not implementing
CM-8(b)(2)	DSM	ISCM-TN	ISCM-Sys	Test				

965

966 **A defect in control item effectiveness will create a defect in one or more of these defect checks:**

Determination Statement ID	Defect Check ID	DC-Name	Rationale
			If an [organization-defined measure] for this defect check is above [the organization-defined threshold], <i>then defects in the information system component {devices and device subcomponents} inventory being reviewed and updated with the organization-defined frequency" related to this control item</i> might be the cause of ...
CM-8(b)(2)	HWAM-F01	Unauthorized devices	the presence of unauthorized devices.
CM-8(b)(2)	HWAM-L08	Missing required device data	a device missing required data being found in the assessment boundary.

967

968

969

Low Baseline Security Control Item Narratives

970 **3.3.3.5 Control Item CM-8(4): INFORMATION SYSTEM COMPONENT INVENTORY | ACCOUNTABILITY**
 971 **INFORMATION**

972 **Control Item Text:**

973 The organization includes in the information system component inventory information, a means for identifying by [Selection
 974 (one or more): name; position; role], individuals responsible/accountable for administering those components.

975 **Determination Statement 1:**

Determination Statement ID	Determination Statement Text
CM-8(4)(1)	Determine if the organization: Includes in the information system {hardware} component {desired state} inventory information, a means for identifying by [Selection (one or more): name; position; role], individuals responsible/accountable for administering those components

976

Determination Statement ID	Implemented By	Assessment Boundary	Assessment Responsibility	Assessment Methods	Selected	Rationale for Risk Acceptance	Frequency of Assessment	Impact of not implementing
CM-8(4)(1)	DSM	ISCM-TN	ISCM-Sys	Test				

977

978 **A defect in control item effectiveness will create a defect in one or more of these defect checks:**

Determination Statement ID	Defect Check ID	DC-Name	Rationale
CM-8(4)(1)	HWAM-F02	Authorized devices without a device manager	If an [organization-defined measure] for this defect check is above [the organization-defined threshold], <i>then defects in the name, position, or role of the individuals responsible/accountable for administering those components {devices and device subcomponents} being included in the information system component inventory related to this control item</i> might be the cause of ... a device manager not being assigned.

979

980

Low Baseline Security Control Item Narratives

981 **3.3.3.6 Control Item PS-4(d): PERSONNEL TERMINATION**

982 **Control Item Text:**

983 Control: The organization, upon termination of individual employment:

984 d. Retrieves all security-related organizational information system-related property which is {a device or subcomponent}.

985 **Determination Statement 1:**

Determination Statement ID	Determination Statement Text
PS-4(d)(1)	Determine if the organization: upon termination of individual employment: d. Retrieves all security-related organizational information system-related property {devices and subcomponents};

986

Determination Statement ID	Implemented By	Assessment Boundary	Assessment Responsibility	Assessment Methods	Selected	Rationale for Risk Acceptance	Frequency of Assessment	Impact of not implementing
PS-4(d)(1)	DM	ISCM-TN	ISCM-Sys	Test				

987

988 **A defect in control item effectiveness will create a defect in one or more of these defect checks:**

Determination Statement ID	Defect Check ID	DC-Name	Rationale
PS-4(d)(1)	HWAM-F01	Unauthorized devices	If an [organization-defined measure] for this defect check is above [the organization-defined threshold], then defects in assigned security-related devices and subcomponents being retrieved on employee termination related to this control item might be the cause of ... the presence of unauthorized devices.
PS-4(d)(1)	HWAM-L01	Devices moving into/out of the assessment boundary	devices not being adequately prepared for movement into or out of the assessment boundary.

Low Baseline Security Control Item Narratives

989 **3.3.3.7 Control Item SC-15(a): COLLABORATIVE COMPUTING DEVICES**

990 **Control Item Text:**

991 Control: The information system:

- 992 a. Prohibits remote activation of collaborative computing devices with the following exceptions: [Assignment:
993 organization-defined exceptions where remote activation is to be allowed]; and

994 **Determination Statement 1:**

Determination Statement ID	Determination Statement Text
SC-15(a)(1)	Determine if the organization: prohibits remote activation of collaborative computing devices with the following exceptions: [Assignment: organization-defined exceptions where remote activation is to be allowed]

995

Determination Statement ID	Implemented By	Assessment Boundary	Assessment Responsibility	Assessment Methods	Selected	Rationale for Risk Acceptance	Frequency of Assessment	Impact of not implementing
SC-15(a)(1)	DM	ISCM-TN	ISCM-Sys	Test				

996

997 **A defect in control item effectiveness will create a defect in one or more of these defect checks:**

Determination Statement ID	Defect Check ID	DC-Name	Rationale
SC-15(a)(1)	HWAM-F01	Unauthorized Devices	If an [organization-defined measure] for this defect check is above [the organization-defined threshold], then defects in the process to authorize collaborative computing devices in this control item might be the cause of ... the presence of unauthorized devices.
SC-15(a)(1)	HWAM-L01	Devices Moving into/out of the Assessment Boundary	devices not adequately prepared for movement into or out of the assessment boundary.

998

999

Low Baseline Security Control Item Narratives

1000 **3.3.3.8 Control Item SC-15(b): COLLABORATIVE COMPUTING DEVICES**

1001 **Control Item Text:**

1002 Control: The information system:

1003 b. Provides an explicit indication of use to users physically present at the device.

1004 **Determination Statement 1:**

Determination Statement ID	Determination Statement Text
SC-15(b)(1)	Determine if the organization: provides an explicit indication of use {of collaborative computing} to users physically present at the devices

1005

Determination Statement ID	Implemented By	Assessment Boundary	Assessment Responsibility	Assessment Methods	Selected	Rationale for Risk Acceptance	Frequency of Assessment	Impact of not implementing
SC-15(b)(1)	MAN	ISCM-TN	ISCM-Sys	TBD				

1006

1007 **A defect in control item effectiveness will create a defect in one or more of these defect checks:**

1008 N/A because tested manually.

Moderate Baseline Security Control Item Narratives

1009 **3.3.4 Moderate Baseline Security Control Item Narratives**

1010 **3.3.4.1 Control Item AC-19(5): ACCESS CONTROL FOR MOBILE DEVICES | PERSONALLY OWNED DEVICES**

1011 **Control Item Text:**

1012 The organization [Selection: restricts; prohibits] the connection of personally-owned, mobile devices to organizational
 1013 information systems.

1014 **Determination Statement 1:**

Determination Statement ID	Determination Statement Text
AC-19(5)(1)	Determine if the organization: [Selection: restricts; prohibits] the connection of personally-owned, mobile devices to organizational information systems.

1015

Determination Statement ID	Implemented By	Assessment Boundary	Assessment Responsibility	Assessment Methods	Selected	Rationale for Risk Acceptance	Frequency of Assessment	Impact of not implementing
AC-19(5)(1)	DM	ISCM-TN	ISCM-Sys	Test				

1016

1017 **A defect in control item effectiveness will create a defect in one or more of these defect checks:**

Determination Statement ID	Defect Check ID	DC-Name	Rationale
AC-19(5)(1)	HWAM-L04	Restrictions on device ownership	If an [organization-defined measure] for this defect check is above [the organization-defined threshold], then defects in the connection of personally owned mobile devices to organizational information systems being restricted or prohibited related to this control item might be the cause of ... a device not owned by the organization or by an approved owner being found in the assessment boundary (or violating other requirements for BYOD).
AC-19(5)(1)	HWAM-L06	Subcomponents not authorized	a device with unauthorized subcomponents or a device lacking required subcomponents being found in the assessment boundary.

Moderate Baseline Security Control Item Narratives

1018 **3.3.4.2 Control Item AC-20(2): USE OF EXTERNAL INFORMATION SYSTEMS / PORTABLE STORAGE DEVICES**

1019 **Control Item Text:**

1020 The organization [Selection: restricts; prohibits] the use of organization-controlled portable storage devices by authorized
 1021 individuals on external information systems.

1022 **Determination Statement 1:**

Determination Statement ID	Determination Statement Text
AC-20(2)(1)	Determine if the organization: [Selection: restricts; prohibits] the use of organization-controlled portable storage devices by authorized individuals on external information systems

1023

Determination Statement ID	Implemented By	Assessment Boundary	Assessment Responsibility	Assessment Methods	Selected	Rationale for Risk Acceptance	Frequency of Assessment	Impact of not implementing
AC-20(2)(1)	DSM	ISCM-TN	ISCM-Sys	Test				

1024

1025 **A defect in control item effectiveness will create a defect in one or more of these defect checks:**

Determination Statement ID	Defect Check ID	DC-Name	Rationale
AC-20(2)(1)	HWAM-F01	Unauthorized devices	If an [organization-defined measure] for this defect check is above [the organization-defined threshold], then defects in the use of removable storage devices being restricted or prohibited related to this control item might be the cause of ... the presence of unauthorized devices.
AC-20(2)(1)	HWAM-L01	Devices moving into/out of the assessment boundary	devices not being adequately prepared for movement into or out of the assessment boundary.
AC-20(2)(1)	HWAM-L03	Required device not installed	a required device not being found in the assessment boundary.

1026

Moderate Baseline Security Control Item Narratives

1027 **3.3.4.3 Control Item CM-2(7)(a): BASELINE CONFIGURATION | CONFIGURE SYSTEMS, COMPONENTS, OR**
 1028 **DEVICES FOR HIGH-RISK AREAS**

1029 **Control Item Text:**

1030 The organization:

1031 (a) Issues [Assignment: organization-defined information systems, system components, or devices] with [Assignment:
 1032 organization-defined configurations] to individuals traveling to locations that the organization deems to be of significant
 1033 risk.

1034 **Determination Statement 1:**

Determination Statement ID	Determination Statement Text
CM-2(7)(a)(1)	Determine if the organization: issues [Assignment: organization-defined ... devices {and subcomponents} with [Assignment: organization-defined configurations] to individuals traveling to locations that the organization deems to be of significant risk.

1035

Determination Statement ID	Implemented By	Assessment Boundary	Assessment Responsibility	Assessment Methods	Selected	Rationale for Risk Acceptance	Frequency of Assessment	Impact of not implementing
CM-2(7)(a)(1)	DM	ISCM-TN	ISCM-Sys	Test				

1036

1037 **A defect in control item effectiveness will create a defect in one or more of these defect checks:**

Determination Statement ID	Defect Check ID	DC-Name	Rationale
CM-2(7)(a)(1)	HWAM-L01	Devices moving into/out of the assessment boundary	If an [organization-defined measure] for this defect check is above [the organization-defined threshold], <i>then defects in devices or device subcomponents of information systems that are securely configured in accordance with organization-defined configurations are issued to individuals traveling to locations that the organization deems to be of significant risk related to this control item</i> might be the cause of ... devices not being adequately prepared for movement into or out of the assessment boundary.

1038

Moderate Baseline Security Control Item Narratives

1039 **3.3.4.4 Control Item CM-2(7)(b): BASELINE CONFIGURATION | CONFIGURE SYSTEMS, COMPONENTS, OR**
 1040 **DEVICES FOR HIGH-RISK AREAS**

1041 **Control Item Text:**

1042 The organization:

1043 (b) Applies [Assignment: organization-defined security safeguards] to the devices when the individuals return.

1044 **Determination Statement 1:**

Determination Statement ID	Determination Statement Text
CM-2(7)(b)(1)	Determine if the organization: Applies [Assignment: organization-defined security safeguards] to the devices {and device subcomponents} when the individuals return.

1045

Determination Statement ID	Implemented By	Assessment Boundary	Assessment Responsibility	Assessment Methods	Selected	Rationale for Risk Acceptance	Frequency of Assessment	Impact of not implementing
CM-2(7)(b)(1)	DM	ISCM-TN	ISCM-Sys	Test				

1046

1047 **A defect in control item effectiveness will create a defect in one or more of these defect checks:**

Determination Statement ID	Defect Check ID	DC-Name	Rationale
CM-2(7)(b)(1)	HWAM-L01	Devices moving into/out of the assessment boundary	If an [organization-defined measure] for this defect check is above [the organization-defined threshold], then defects in "organization-defined security safeguards" being applied to the {devices and device subcomponents of the} information systems when "individuals return" from "locations that the organization deems to be of significant risk" related to this control item might be the cause of ...
			devices not being adequately prepared for movement into or out of the assessment boundary.

Moderate Baseline Security Control Item Narratives

1048 **3.3.4.5 Control Item CM-3(a): CONFIGURATION CHANGE CONTROL**

1049 **Control Item Text:**

1050 Control: The organization:

1051 a. Determines the types of changes to the information system that are configuration-controlled.

1052 **Determination Statement 1:**

Determination Statement ID	Determination Statement Text
CM-3(a)(1)	Determine if the organization: a. Determines the types of changes to the {devices and device subcomponents of the} information system that are configuration-controlled.

1053

Determination Statement ID	Implemented By	Assessment Boundary	Assessment Responsibility	Assessment Methods	Selected	Rationale for Risk Acceptance	Frequency of Assessment	Impact of not implementing
CM-3(a)(1)	DSM	TBD	MAN	TBD				

1054

1055 **A defect in control item effectiveness will create a defect in one or more of these defect checks:**

1056 N/A because tested manually.

1057

Moderate Baseline Security Control Item Narratives

1058 **3.3.4.6 Control Item CM-3(b): CONFIGURATION CHANGE CONTROL**

1059 **Control Item Text:**

1060 Control: The organization:

- 1061 b. Reviews proposed configuration-controlled changes to the information system and approves or disapproves such
 1062 changes with explicit consideration for security impact analyses;

1063 **Determination Statement 1:**

Determination Statement ID	Determination Statement Text
CM-3(b)(1)	Determine if the organization: b. Reviews proposed configuration-controlled changes to the {devices and device subcomponents of the} information system and approves or disapproves such changes.

1064

Determination Statement ID	Implemented By	Assessment Boundary	Assessment Responsibility	Assessment Methods	Selected	Rationale for Risk Acceptance	Frequency of Assessment	Impact of not implementing
CM-3(b)(1)	DSM	ISCM-TN	ISCM-Sys	Test				

1065

1066

Moderate Baseline Security Control Item Narratives

1067 **A defect in control item effectiveness will create a defect in one or more of these defect checks:**

Determination Statement ID	Defect Check ID	DC-Name	<p align="center">Rationale</p> If an [organization-defined measure] for this defect check is above [the organization-defined threshold], <i>then defects in "proposed configuration-controlled changes to the" devices or device subcomponents being reviewed and approved/disapproved related to this control item</i> might be the cause of ...
CM-3(b)(1)	HWAM-F01	Unauthorized devices	the presence of unauthorized devices.
CM-3(b)(1)	HWAM-F02	Authorized devices without a device manager	a device manager not being assigned.
CM-3(b)(1)	HWAM-L01	Devices moving into/out of the assessment boundary	devices not being adequately prepared for movement into or out of the assessment boundary.
CM-3(b)(1)	HWAM-L02	Required authorization missing	changes to information system hardware not being authorized by multiple persons as required..
CM-3(b)(1)	HWAM-L03	Required device not installed	a required device not being found in the assessment boundary.
CM-3(b)(1)	HWAM-L04	Restrictions on device ownership	a device not owned by the organization or by an approved owner being found in the assessment boundary (or violating other requirements for BYOD).
CM-3(b)(1)	HWAM-L05	Unapproved supplier and/or manufacturer	a device with an unapproved supplier and/or manufacturer being found in the assessment boundary.
CM-3(b)(1)	HWAM-L06	Subcomponents not authorized	a device with unauthorized subcomponents or a device lacking required subcomponents being found in the assessment boundary.
CM-3(b)(1)	HWAM-L07	Business need and/or device manager not recently verified	a device with an expired sunset date (or other trigger to review need and management) being found in the assessment boundary.
CM-3(b)(1)	HWAM-L09	Proposed changes are too old	requested changes not being addressed in a timely manner.

1068

Moderate Baseline Security Control Item Narratives

1069 **Determination Statement 2:**

Determination Statement ID	Determination Statement Text
CM-3(b)(2)	Determine if the organization: b. explicitly considers security impact analysis when reviewing proposed configuration-controlled changes to the {devices and device subcomponents of the} information system.

1070

Determination Statement ID	Implemented By	Assessment Boundary	Assessment Responsibility	Assessment Methods	Selected	Rationale for Risk Acceptance	Frequency of Assessment	Impact of not implementing
CM-3(b)(2)	MAN	TBD	MAN	TBD				

1071

1072 **A defect in control item effectiveness will create a defect in one or more of these defect checks:**

1073 N/A because assessed manually.

1074

1075

Moderate Baseline Security Control Item Narratives

1076 **3.3.4.7 Control Item CM-3(c): CONFIGURATION CHANGE CONTROL**

1077 **Control Item Text:**

1078 Control: The organization:

1079 c. Documents configuration change decisions associated with the information system;

1080 **Determination Statement 1:**

Determination Statement ID	Determination Statement Text
CM-3(c)(1)	Determine if the organization: c. Documents configuration change decisions associated with the {devices and device subcomponents of the} information system.

1081

Determination Statement ID	Implemented By	Assessment Boundary	Assessment Responsibility	Assessment Methods	Selected	Rationale for Risk Acceptance	Frequency of Assessment	Impact of not implementing
CM-3(c)(1)	DSM	ISCM-TN	ISCM-Sys	Test				

1082

1083

Moderate Baseline Security Control Item Narratives

1084 **A defect in control item effectiveness will create a defect in one or more of these defect checks:**

Determination Statement ID	Defect Check ID	DC-Name	Rationale If an [organization-defined measure] for this defect check is above [the organization-defined threshold], <i>then defects in "configuration change decisions associated with the {devices and device subcomponents of the} information system" being documented and entered into the desired state specification related to this control item</i> might be the cause of ...
CM-3(c)(1)	HWAM-F02	Authorized devices without a device manager	a device manager not being assigned.
CM-3(c)(1)	HWAM-L01	Devices moving into/out of the assessment boundary	devices not being adequately prepared for movement into or out of the assessment boundary.
CM-3(c)(1)	HWAM-L02	Required authorization missing	changes to information system hardware not being authorized by multiple persons as required..
CM-3(c)(1)	HWAM-L03	Required device not installed	a required device not being found in the assessment boundary.
CM-3(c)(1)	HWAM-L04	Restrictions on device ownership	a device not owned by the organization or by an approved owner being found in the assessment boundary (or violating other requirements for BYOD).
CM-3(c)(1)	HWAM-L05	Unapproved supplier and/or manufacturer	a device with an unapproved supplier and/or manufacturer being found in the assessment boundary.
CM-3(c)(1)	HWAM-L06	Subcomponents not authorized	a device with unauthorized subcomponents or a device lacking required subcomponents being found in the assessment boundary.
CM-3(c)(1)	HWAM-L07	Business need and/or device manager not recently verified	a device with an expired sunset date (or other trigger to review need and management) being found in the assessment boundary.
CM-3(c)(1)	HWAM-L09	Proposed changes are too old	requested changes not being addressed in a timely manner.

1085

Moderate Baseline Security Control Item Narratives

1086 **3.3.4.8 Control Item CM-3(d): CONFIGURATION CHANGE CONTROL**

1087 **Control Item Text:**

1088 Control: The organization:

1089 d. Implements approved configuration-controlled changes to the information system;

1090 **Determination Statement 1:**

Determination Statement ID	Determination Statement Text
CM-3(d)(1)	Determine if the organization: d. Implements approved configuration-controlled changes to the {devices and device subcomponents of the} information system.

1091

Determination Statement ID	Implemented By	Assessment Boundary	Assessment Responsibility	Assessment Methods	Selected	Rationale for Risk Acceptance	Frequency of Assessment	Impact of not implementing
CM-3(d)(1)	DM	ISCM-TN	ISCM-Sys	Test				

1092

1093

Moderate Baseline Security Control Item Narratives

1094 **A defect in control item effectiveness will create a defect in one or more of these defect checks:**

Determination Statement ID	Defect Check ID	DC-Name	<p align="center">Rationale</p> If an [organization-defined measure] for this defect check is above [the organization-defined threshold], <i>then defects in "approved configuration-controlled changes to the" devices or device subcomponents of the information system" being implemented related to this control item</i> might be the cause of ...
CM-3(d)(1)	HWAM-F01	Unauthorized devices	the presence of unauthorized devices.
CM-3(d)(1)	HWAM-F02	Authorized devices without a device manager	a device manager not being assigned.
CM-3(d)(1)	HWAM-L01	Devices moving into/out of the assessment boundary	devices not being adequately prepared for movement into or out of the assessment boundary.
CM-3(d)(1)	HWAM-L02	Required authorization missing	changes to information system hardware not being authorized by multiple persons as required..
CM-3(d)(1)	HWAM-L03	Required device not installed	a required device not being found in the assessment boundary.
CM-3(d)(1)	HWAM-L04	Restrictions on device ownership	a device not owned by the organization or by an approved owner being found in the assessment boundary (or violating other requirements for BYOD).
CM-3(d)(1)	HWAM-L05	Unapproved supplier and/or manufacturer	a device with an unapproved supplier and/or manufacturer being found in the assessment boundary.
CM-3(d)(1)	HWAM-L06	Subcomponents not authorized	a device with unauthorized subcomponents or a device lacking required subcomponents being found in the assessment boundary.
CM-3(d)(1)	HWAM-L07	Business need and/or device manager not recently verified	a device with an expired sunset date (or other trigger to review need and management) being found in the assessment boundary.
CM-3(d)(1)	HWAM-L09	Proposed changes are too old	requested changes not being addressed in a timely manner.

1095

1096

Moderate Baseline Security Control Item Narratives

1097 **3.3.4.9 Control Item CM-3(e): CONFIGURATION CHANGE CONTROL**

1098 **Control Item Text:**

1099 Control: The organization:

- 1100 e. Retains records of configuration-controlled changes to the information system for [Assignment: organization-defined
1101 time period];

1102 **Determination Statement 1:**

Determination Statement ID	Determination Statement Text
CM-3(e)(1)	Determine if the organization: e. Retains records of configuration-controlled changes to the {devices and device subcomponents of the} information system for [Assignment: organization-defined time period].

1103

Determination Statement ID	Implemented By	Assessment Boundary	Assessment Responsibility	Assessment Methods	Selected	Rationale for Risk Acceptance	Frequency of Assessment	Impact of not implementing
CM-3(e)(1)	ISCM-Sys	ISCM-TN	ISCM-Sys	Test				

1104

1105 **A defect in control item effectiveness will create a defect in one or more of these defect checks:**

Determination Statement ID	Defect Check ID	DC-Name	Rationale
CM-3(e)(1)	HWAM-L10	Records retention too short	If an [organization-defined measure] for this defect check is above [the organization-defined threshold], then defects in "records of configuration-controlled changes to the {devices and device subcomponents of the} information system" being retained for the required time period related to this control item might be the cause of ...
			records of the actual/desired state not being retained for the required period.

1106

1107

Moderate Baseline Security Control Item Narratives

1108 **3.3.4.10 Control Item CM-3(f): CONFIGURATION CHANGE CONTROL**

1109 **Control Item Text:**

1110 Control: The organization:

1111 f. Audits and reviews activities associated with configuration-controlled changes to the information system; and

1112 **Determination Statement 1:**

Determination Statement ID	Determination Statement Text
CM-3(f)(1)	Determine if the organization: f. Audits activities associated with configuration-controlled changes to the {devices and device subcomponents of the} information system.

1113

Determination Statement ID	Implemented By	Assessment Boundary	Assessment Responsibility	Assessment Methods	Selected	Rationale for Risk Acceptance	Frequency of Assessment	Impact of not implementing
CM-3(f)(1)	ISCM-Sys	ISCM-TN	ISCM-Sys	Test				

1114

1115

Moderate Baseline Security Control Item Narratives

1116 **A defect in control item effectiveness will create a defect in one or more of these defect checks:**

Determination Statement ID	Defect Check ID	DC-Name	Rationale If an [organization-defined measure] for this defect check is above [the organization-defined threshold], <i>then defects in activities associated with configuration-controlled changes to the {devices and device subcomponents of the} information system being audited related to this control item</i> might be the cause of ...
CM-3(f)(1)	HWAM-Q01	Non-reporting devices	a device failing to report within the specified time frame.
CM-3(f)(1)	HWAM-Q02	Non-reporting defect checks	specific defect checks failing to report.
CM-3(f)(1)	HWAM-Q03	Low completeness metric	completeness of overall ISCM reporting not meeting the threshold.
CM-3(f)(1)	HWAM-Q04	Poor timeliness metric	poor timeliness of overall ISCM reporting.

1117

1118

1119

Moderate Baseline Security Control Item Narratives

1120 **Determination Statement 2:**

Determination Statement ID	Determination Statement Text
CM-3(f)(2)	Determine if the organization: f. Reviews activities associated with configuration-controlled changes to the {devices and device subcomponents of the} information system.

1121

Determination Statement ID	Implemented By	Assessment Boundary	Assessment Responsibility	Assessment Methods	Selected	Rationale for Risk Acceptance	Frequency of Assessment	Impact of not implementing
CM-3(f)(2)	DSM	ISCM-TN	ISCM-Sys	Test				

1122

1123 **A defect in control item effectiveness will create a defect in one or more of these defect checks:**

Determination Statement ID	Defect Check ID	DC-Name	Rationale
			If an [organization-defined measure] for this defect check is above [the organization-defined threshold], <i>then defects in activities associated with configuration-controlled changes to the {devices and device subcomponents of the} information system being reviewed related to this control item</i> might be the cause of ...
CM-3(f)(2)	HWAM-L07	Business need and/or device manager not recently verified	a device with an expired sunset date (or other trigger to review need and management) being found in the assessment boundary.
CM-3(f)(2)	HWAM-L09	Proposed changes are too old	requested changes not being addressed in a timely manner.
CM-3(f)(2)	HWAM-Q04	Poor timeliness metric	poor timeliness of overall ISCM reporting.

1124

Moderate Baseline Security Control Item Narratives

1125 **3.3.4.11 Control Item CM-3(g): CONFIGURATION CHANGE CONTROL**

1126 **Control Item Text:**

1127 Control: The organization:

- 1128 g. Coordinates and provides oversight for configuration change control activities through [Assignment: organization-
 1129 defined configuration change control element (e.g., committee, board) that convenes [Selection (one or more):
 1130 [Assignment: organization-defined frequency]; [Assignment: organization-defined configuration change conditions].

1131 **Determination Statement 1:**

Determination Statement ID	Determination Statement Text
CM-3(g)(1)	Determine if the organization: g. Coordinates configuration change control activities {of devices and device subcomponents} through [Assignment: organization-defined configuration change control element (e.g., committee, board) that convenes [Selection (one or more): [Assignment: organization-defined frequency]; [Assignment: organization-defined configuration change conditions].

1132

Determination Statement ID	Implemented By	Assessment Boundary	Assessment Responsibility	Assessment Methods	Selected	Rationale for Risk Acceptance	Frequency of Assessment	Impact of not implementing
CM-3(g)(1)	DSM	ISCM-TN	ISCM-Sys	Test				

1133

1134

Moderate Baseline Security Control Item Narratives

1135 **A defect in control item effectiveness will create a defect in one or more of these defect checks:**

Determination Statement ID	Defect Check ID	DC-Name	<p style="text-align: center;">Rationale</p> If an [organization-defined measure] for this defect check is above [the organization-defined threshold], <i>then defects in coordination of configuration change control activities related to {devices and device subcomponents of the} of the information system being provided via an established configuration change control element related to this control item</i> might be the cause of ...
CM-3(g)(1)	HWAM-F01	Unauthorized devices	the presence of unauthorized devices.
CM-3(g)(1)	HWAM-F02	Authorized devices without a device manager	a device manager not being assigned.
CM-3(g)(1)	HWAM-L01	Devices moving into/out of the assessment boundary	devices not being adequately prepared for movement into or out of the assessment boundary.
CM-3(g)(1)	HWAM-L02	Required authorization missing	changes to information system hardware not being authorized by multiple persons as required..
CM-3(g)(1)	HWAM-L03	Required device not installed	a required device not being found in the assessment boundary.
CM-3(g)(1)	HWAM-L04	Restrictions on device ownership	a device not owned by the organization or by an approved owner being found in the assessment boundary (or violating other requirements for BYOD).
CM-3(g)(1)	HWAM-L06	Subcomponents not authorized	a device with unauthorized subcomponents or a device lacking required subcomponents being found in the assessment boundary.
CM-3(g)(1)	HWAM-L07	Business need and/or device manager not recently verified	a device with an expired sunset date (or other trigger to review need and management) being found in the assessment boundary.
CM-3(g)(1)	HWAM-L09	Proposed changes are too old	requested changes not being addressed in a timely manner.

1136

1137

Moderate Baseline Security Control Item Narratives

1138 **Determination Statement 2:**

Determination Statement ID	Determination Statement Text
CM-3(g)(2)	Determine if the organization: g. Provides oversight for configuration change control activities {of devices and device subcomponents} through [Assignment: organization-defined configuration change control element (e.g., committee, board)] that convenes [Selection (one or more): [Assignment: organization-defined frequency]]; [Assignment: organization-defined configuration change conditions].

1139

Determination Statement ID	Implemented By	Assessment Boundary	Assessment Responsibility	Assessment Methods	Selected	Rationale for Risk Acceptance	Frequency of Assessment	Impact of not implementing
CM-3(g)(2)	DSM	ISCM-TN	ISCM-Sys	Test				

1140

1141 **A defect in control item effectiveness will create a defect in one or more of these defect checks:**

Determination Statement ID	Defect Check ID	DC-Name	Rationale
			If an [organization-defined measure] for this defect check is above [the organization-defined threshold], <i>then defects in oversight of configuration change control activities related to {devices and device subcomponents of the} of the information system being provided via an established configuration change control element related to this control item</i> might be the cause of ...
CM-3(g)(2)	HWAM-L07	Business need and/or device manager not recently verified	a device with an expired sunset date (or other trigger to review need and management) being found in the assessment boundary.
CM-3(g)(2)	HWAM-L09	Proposed changes are too old	requested changes not being addressed in a timely manner.
CM-3(g)(2)	HWAM-Q04	Poor timeliness metric	poor timeliness of overall ISCM reporting.

1142

1143

Moderate Baseline Security Control Item Narratives

1144 **3.3.4.12 Control Item CM-3(2): CONFIGURATION CHANGE CONTROL / TEST / VALIDATE / DOCUMENT CHANGES**

1145 **Control Item Text:**

1146 The organization tests, validates, and documents changes to the information system before implementing the changes on the
 1147 operational system.

1148 **Determination Statement 1:**

Determination Statement ID	Determination Statement Text
CM-3(2)(1)	Determine if the organization: tests, validates, and documents changes to the {devices and device subcomponents of the} information system before implementing the changes on the operational system. n/a in the operational environment. This should be assessed via manual reauthorization prior to placing policy in the desired state. Because it occurs as part of system engineering, it is outside the scope of this operational capability.

1149

Determination Statement ID	Implemented By	Assessment Boundary	Assessment Responsibility	Assessment Methods	Selected	Rationale for Risk Acceptance	Frequency of Assessment	Impact of not implementing
CM-3(2)(1)	TBD	TBD	MAN	TBD				

1150

1151 **A defect in control item effectiveness will create a defect in one or more of these defect checks:**

1152 N/A because assessed manually.

1153

Moderate Baseline Security Control Item Narratives

1154 **3.3.4.13 Control Item CM-8(1): INFORMATION SYSTEM COMPONENT INVENTORY | UPDATES DURING**
 1155 **INSTALLATIONS / REMOVALS**

1156 **Control Item Text:**

1157 The organization updates the inventory of information system components as an integral part of component installations,
 1158 removals, and information system updates.

1159 **Determination Statement 1:**

Determination Statement ID	Determination Statement Text
CM-8(1)(1)	Determine if the organization: (1) The organization updates the inventory of information system {devices and device subcomponents} as an integral part of component installations, removals, and information system updates.

1160

Determination Statement ID	Implemented By	Assessment Boundary	Assessment Responsibility	Assessment Methods	Selected	Rationale for Risk Acceptance	Frequency of Assessment	Impact of not implementing
CM-8(1)(1)	ISCM-Sys	ISCM-TN	ISCM-Sys	Test				

1161

1162 **A defect in control item effectiveness will create a defect in one or more of these defect checks:**

Determination Statement ID	Defect Check ID	DC-Name	Rationale
CM-8(1)(1)	HWAM-Q01	Non-reporting devices	If an [organization-defined measure] for this defect check is above [the organization-defined threshold], <i>then defects in updating the inventory of information system {device and device subcomponents} as an integral part of component installations, removals, and information system updates related to this control item</i> might be the cause of ... a device failing to report within the specified time frame.
CM-8(1)(1)	HWAM-Q04	Poor timeliness metric	poor timeliness of overall ISCM reporting.

1163

Moderate Baseline Security Control Item Narratives

1164 **Determination Statement 2:**

Determination Statement ID	Determination Statement Text
CM-8(1)(2)	Determine if the organization: (1) The organization updates the {desired state} inventory of {devices and device subcomponents of the} information system components as an integral part of component installations, removals, and information system updates.

1165

Determination Statement ID	Implemented By	Assessment Boundary	Assessment Responsibility	Assessment Methods	Selected	Rationale for Risk Acceptance	Frequency of Assessment	Impact of not implementing
CM-8(1)(2)	DSM	ISCM-TN	ISCM-Sys	Test				

1166

1167 **A defect in control item effectiveness will create a defect in one or more of these defect checks:**

Determination Statement ID	Defect Check ID	DC-Name	Rationale
CM-8(1)(2)	HWAM-F01	Unauthorized devices	If an [organization-defined measure] for this defect check is above [the organization-defined threshold], <i>then defects in updates to the information system component {devices and device subcomponents} inventory being an integral part of component installations, removals, and information system updates related to this control item</i> might be the cause of ... the presence of unauthorized devices.
CM-8(1)(2)	HWAM-L07	Business need and/or device manager not recently verified	a device with an expired sunset date (or other trigger to review need and management) being found in the assessment boundary.

1168

1169

Moderate Baseline Security Control Item Narratives

1170 **3.3.4.14 Control Item CM-8(3)(a): INFORMATION SYSTEM COMPONENT INVENTORY | AUTOMATED**
 1171 **UNAUTHORIZED COMPONENT DETECTION**

1172 **Control Item Text:**

1173 The organization:

1174 (a) Employs automated mechanisms [Assignment: organization-defined frequency] to detect the presence of unauthorized
 1175 hardware, software, and firmware components within the information system;

1176 **Determination Statement 1:**

Determination Statement ID	Determination Statement Text
CM-8(3)(a)(1)	Determine if the organization: (a) Employs automated mechanisms [Assignment: organization-defined frequency] to detect the presence of unauthorized {devices and device subcomponents} within the information system.

1177

Determination Statement ID	Implemented By	Assessment Boundary	Assessment Responsibility	Assessment Methods	Selected	Rationale for Risk Acceptance	Frequency of Assessment	Impact of not implementing
CM-8(3)(a)(1)	ISCM-Sys	ISCM-TN	ISCM-Sys	Test				

1178

1179 **A defect in control item effectiveness will create a defect in one or more of these defect checks:**

Determination Statement ID	Defect Check ID	DC-Name	Rationale
CM-8(3)(a)(1)	HWAM-Q04	Poor timeliness metric	If an [organization-defined measure] for this defect check is above [the organization-defined threshold], <i>then defects in automated mechanisms to detect the presence of unauthorized information system components {devices and device subcomponents} at the organization-defined frequency being implemented related to this control item</i> might be the cause of ...
			poor timeliness of overall ISCM reporting.

1180

1181

Moderate Baseline Security Control Item Narratives

1182 **3.3.4.15 Control Item CM-8(3)(b): INFORMATION SYSTEM COMPONENT INVENTORY | AUTOMATED**
 1183 **UNAUTHORIZED COMPONENT DETECTION**

1184 **Control Item Text:**

1185 The organization:

1186 (b) Takes the following actions when unauthorized components are detected: [Selection (one or more): disables network
 1187 access by such components; isolates the components; notifies [Assignment: organization-defined personnel or roles].

1188 **Note:** Parts of the control item are assigned to other capabilities, as follows: BEHAVE: notifies [Assignment: organization-
 1189 defined personnel or roles].

1190 **Determination Statement 1:**

Determination Statement ID	Determination Statement Text
CM-8(3)(b)(1)	Determine if the organization: (b) Takes the following actions when unauthorized {devices and device subcomponents} are detected: [Selection (one or more): disables network access by such components; isolates the components].

1191

Determination Statement ID	Implemented By	Assessment Boundary	Assessment Responsibility	Assessment Methods	Selected	Rationale for Risk Acceptance	Frequency of Assessment	Impact of not implementing
CM-8(3)(b)(1)	DM	ISCM-TN	ISCM-Sys	Test				

1192

1193

Moderate Baseline Security Control Item Narratives

1194 **A defect in control item effectiveness will create a defect in one or more of these defect checks:**

Determination Statement ID	Defect Check ID	DC-Name	<p style="text-align: center;">Rationale</p> If an [organization-defined measure] for this defect check is above [the organization-defined threshold], <i>then defects in selected actions being taken by defined personnel or roles when unauthorized components {devices and device subcomponents} are detected (i.e., actual state components not found in the device inventory) related to this control item</i> might be the cause of ...
CM-8(3)(b)(1)	HWAM-F01	Unauthorized devices	the presence of unauthorized devices.
CM-8(3)(b)(1)	HWAM-L06	Subcomponents not authorized	a device with unauthorized subcomponents or a device lacking required subcomponents being found in the assessment boundary.

Moderate Baseline Security Control Item Narratives

1195 **3.3.4.16 Control Item CM-8(5): INFORMATION SYSTEM COMPONENT INVENTORY | NO DUPLICATE**
 1196 **ACCOUNTING OF COMPONENTS**

1197 **Control Item Text:**

1198 The organization verifies that all components within the authorization boundary of the information system are not duplicated
 1199 in other information system inventories.

1200 **Determination Statement 1:**

Determination Statement ID	Determination Statement Text
CM-8(5)(1)	Determine if the organization: verifies that all {devices} within the authorization boundary of the information system are not duplicated in other information system inventories.

1201

Determination Statement ID	Implemented By	Assessment Boundary	Assessment Responsibility	Assessment Methods	Selected	Rationale for Risk Acceptance	Frequency of Assessment	Impact of not implementing
CM-8(5)(1)	ISCM-Sys	ISCM-TN	ISCM-Sys	Test				

1202

1203 **A defect in control item effectiveness will create a defect in one or more of these defect checks:**

Determination Statement ID	Defect Check ID	DC-Name	Rationale
CM-8(5)(1)	HWAM-L11	Device assignment to authorization boundary is not 1:1.	If an [organization-defined measure] for this defect check is above [the organization-defined threshold], <i>then defects in the verification that components {devices and device subcomponents} within the authorization boundary of the information system are duplicated in other information system inventories related to this control item</i> might be the cause of ...
			device not being assigned correctly to one and only one authorization boundary.

1204

Moderate Baseline Security Control Item Narratives

1205 **3.3.4.17 Control Item MA-3(1): MAINTENANCE TOOLS / INSPECT TOOLS**

1206 **Control Item Text:**

1207 The organization inspects the maintenance tools carried into a facility by maintenance personnel for improper or
1208 unauthorized modifications.

1209 **Determination Statement 1:**

Determination Statement ID	Determination Statement Text
MA-3(1)(1)	Determine if the organization: inspects the maintenance tools {devices and subcomponents} carried into a facility by maintenance personnel for improper or unauthorized modifications.

1210

Determination Statement ID	Implemented By	Assessment Boundary	Assessment Responsibility	Assessment Methods	Selected	Rationale for Risk Acceptance	Frequency of Assessment	Impact of not implementing
MA-3(1)(1)	DM	ISCM-TN	ISCM-Sys	Test				

1211 Note: Will find some instances, but not all, unless faster.
1212

1213

Moderate Baseline Security Control Item Narratives

1214 A defect in control item effectiveness will create a defect in one or more of these defect checks:

Determination Statement ID	Defect Check ID	DC-Name	<p style="text-align: center;">Rationale</p> If an [organization-defined measure] for this defect check is above [the organization-defined threshold], <i>then defects in maintenance tools {devices and device subcomponents} brought to a facility by maintenance personnel being inspected to check for improper or unauthorized modifications related to this control item</i> might be the cause of ...
MA-3(1)(1)	HWAM-F01	Unauthorized devices	the presence of unauthorized devices.
MA-3(1)(1)	HWAM-F02	Authorized devices without a device manager	a device manager not being assigned.
MA-3(1)(1)	HWAM-L01	Devices moving into/out of the assessment boundary	devices not being adequately prepared for movement into or out of the assessment boundary.

Moderate Baseline Security Control Item Narratives

1215 **3.3.4.18 Control Item MP-7(1): MEDIA USE | PROHIBIT USE WITHOUT OWNER**

1216 **Control Item Text:**

1217 The organization prohibits the use of portable storage devices in organizational information systems when such devices have
1218 no identifiable owner.

1219 **Determination Statement 1:**

Determination Statement ID	Determination Statement Text
MP-7(1)(1)	Determine if the organization: prohibits the use of portable storage devices in organizational information systems when such devices have no identifiable owner.

1220

Determination Statement ID	Implemented By	Assessment Boundary	Assessment Responsibility	Assessment Methods	Selected	Rationale for Risk Acceptance	Frequency of Assessment	Impact of not implementing
MP-7(1)(1)	DM	ISCM-TN	ISCM-Sys	Test				

1221 Note: Will find some instances, but not all, unless faster.

1222

1223 **A defect in control item effectiveness will create a defect in one or more of these defect checks:**

Determination Statement ID	Defect Check ID	DC-Name	Rationale
MP-7(1)(1)	HWAM-L04	Restrictions on device ownership	If an [organization-defined measure] for this defect check is above [the organization-defined threshold], <i>then defects in the use of portable storage devices with no owner not being prohibited in {the actual state of} organizational information system (i.e., no policy or process exists, or the policies/processes are being followed). related to this control item</i> might be the cause of ...
			a device not owned by the organization or by an approved owner being found in the assessment boundary (or violating other requirements for BYOD).

1224

1225

1226 **3.3.5 High Baseline Security Control Item Narratives**

1227 **3.3.5.1 Control Item CM-3(1)(a): CONFIGURATION CHANGE CONTROL | AUTOMATED DOCUMENT /**
 1228 **NOTIFICATION / PROHIBITION OF CHANGES**

1229 **Control Item Text:**

1230 The organization employs automated mechanisms to:

- 1231 (a) Document proposed changes to the information system;

1232 **Determination Statement 1:**

Determination Statement ID	Determination Statement Text
CM-3(1)(a)(1)	Determine if the organization: employs automated mechanisms to: (a) Document proposed changes to the {devices and device subcomponents of the} information system.

1233

Determination Statement ID	Implemented By	Assessment Boundary	Assessment Responsibility	Assessment Methods	Selected	Rationale for Risk Acceptance	Frequency of Assessment	Impact of not implementing
CM-3(1)(a)(1)	DSM	ISCM-TN	ISCM-Sys	Test				

1234

1235

High Baseline Security Control Item Narratives

1236 **A defect in control item effectiveness will create a defect in one or more of these defect checks:**

Determination Statement ID	Defect Check ID	DC-Name	Rationale
			If an [organization-defined measure] for this defect check is above [the organization-defined threshold], <i>then defects in automated mechanisms to document proposed changes to the {devices and device subcomponents of the} information system being implemented related to this control item</i> might be the cause of ...
CM-3(1)(a)(1)	HWAM-F01	Unauthorized devices	the presence of unauthorized devices.
CM-3(1)(a)(1)	HWAM-F02	Authorized devices without a device manager	a device manager not being assigned.
CM-3(1)(a)(1)	HWAM-L01	Devices moving into/out of the assessment boundary	devices not being adequately prepared for movement into or out of the assessment boundary.
CM-3(1)(a)(1)	HWAM-L02	Required authorization missing	changes to information system hardware not being authorized by multiple persons as required..
CM-3(1)(a)(1)	HWAM-L03	Required device not installed	a required device not being found in the assessment boundary.
CM-3(1)(a)(1)	HWAM-L04	Restrictions on device ownership	a device not owned by the organization or by an approved owner being found in the assessment boundary (or violating other requirements for BYOD).
CM-3(1)(a)(1)	HWAM-L05	Unapproved supplier and/or manufacturer	a device with an unapproved supplier and/or manufacturer being found in the assessment boundary.
CM-3(1)(a)(1)	HWAM-L06	Subcomponents not authorized	a device with unauthorized subcomponents or a device lacking required subcomponents being found in the assessment boundary.
CM-3(1)(a)(1)	HWAM-L07	Business need and/or device manager not recently verified	a device with an expired sunset date (or other trigger to review need and management) being found in the assessment boundary.
CM-3(1)(a)(1)	HWAM-L09	Proposed changes are too old	requested changes not being addressed in a timely manner.

1237

High Baseline Security Control Item Narratives

1238 **3.3.5.2 Control Item CM-3(1)(b): CONFIGURATION CHANGE CONTROL | AUTOMATED DOCUMENT /**
 1239 **NOTIFICATION / PROHIBITION OF CHANGES**

1240 Control Item Text:

1241 The organization employs automated mechanisms to:

1242 (b) Notify [Assignment: organized-defined approval authorities] of proposed changes to the information system and
 1243 request change approval;

1244 **Determination Statement 1:**

Determination Statement ID	Determination Statement Text
CM-3(1)(b)(1)	Determine if the organization: employs automated mechanisms to: (b) Notify [Assignment: organized-defined approval authorities] of proposed changes to the {devices and device subcomponents of the} information system and request change approval.

1245

Determination Statement ID	Implemented By	Assessment Boundary	Assessment Responsibility	Assessment Methods	Selected	Rationale for Risk Acceptance	Frequency of Assessment	Impact of not implementing
CM-3(1)(b)(1)	ISCM-Sys	ISCM-TN	ISCM-Sys	Test				

1246

1247

High Baseline Security Control Item Narratives

1248 **A defect in control item effectiveness will create a defect in one or more of these defect checks:**

Determination Statement ID	Defect Check ID	DC-Name	Rationale
			If an [organization-defined measure] for this defect check is above [the organization-defined threshold], <i>then defects in automated mechanisms to notify appropriate personnel of proposed changes to the {devices and device subcomponents of the} information system and request change approval being implemented related to this control item</i> might be the cause of ...
CM-3(1)(b)(1)	HWAM-F01	Unauthorized devices	the presence of unauthorized devices.
CM-3(1)(b)(1)	HWAM-F02	Authorized devices without a device manager	a device manager not being assigned.
CM-3(1)(b)(1)	HWAM-L01	Devices moving into/out of the assessment boundary	devices not being adequately prepared for movement into or out of the assessment boundary.
CM-3(1)(b)(1)	HWAM-L02	Required authorization missing	changes to information system hardware not being authorized by multiple persons as required..
CM-3(1)(b)(1)	HWAM-L03	Required device not installed	a required device not being found in the assessment boundary.
CM-3(1)(b)(1)	HWAM-L04	Restrictions on device ownership	a device not owned by the organization or by an approved owner being found in the assessment boundary (or violating other requirements for BYOD).
CM-3(1)(b)(1)	HWAM-L05	Unapproved supplier and/or manufacturer	a device with an unapproved supplier and/or manufacturer being found in the assessment boundary.
CM-3(1)(b)(1)	HWAM-L06	Subcomponents not authorized	a device with unauthorized subcomponents or a device lacking required subcomponents being found in the assessment boundary.
CM-3(1)(b)(1)	HWAM-L07	Business need and/or device manager not recently verified	a device with an expired sunset date (or other trigger to review need and management) being found in the assessment boundary.
CM-3(1)(b)(1)	HWAM-L09	Proposed changes are too old	requested changes not being addressed in a timely manner.

1249

1250

High Baseline Security Control Item Narratives

1251 **3.3.5.3 Control Item CM-3(1)(c): CONFIGURATION CHANGE CONTROL / AUTOMATED DOCUMENT /**
 1252 **NOTIFICATION / PROHIBITION OF CHANGES**

1253 **Control Item Text:**

1254 The organization employs automated mechanisms to:

- 1255 (c) Highlight proposed changes to the information system that have not been approved or disapproved by [Assignment:
 1256 organization-defined time period];

1257 **Determination Statement 1:**

Determination Statement ID	Determination Statement Text
CM-3(1)(c)(1)	Determine if the organization: employs automated mechanisms to: (c) Highlight proposed changes to the {devices and device subcomponents of the} information system that have not been approved or disapproved by [Assignment: organization-defined time period].

1258

Determination Statement ID	Implemented By	Assessment Boundary	Assessment Responsibility	Assessment Methods	Selected	Rationale for Risk Acceptance	Frequency of Assessment	Impact of not implementing
CM-3(1)(c)(1)	ISCM-Sys	ISCM-TN	ISCM-Sys	Test				

1259

1260 **A defect in control item effectiveness will create a defect in one or more of these defect checks:**

Determination Statement ID	Defect Check ID	DC-Name	Rationale
CM-3(1)(c)(1)	HWAM-L09	Proposed changes are too old	If an [organization-defined measure] for this defect check is above [the organization-defined threshold], then defects in automated mechanisms to highlight proposed changes to the {devices and device subcomponents of the} information system not being approved or disapproved within the established time period and thus being implemented related to this control item might be the cause of ...
			requested changes not being addressed in a timely manner.

1261

1262

High Baseline Security Control Item Narratives

1263 **3.3.5.4 Control Item CM-3(1)(d): CONFIGURATION CHANGE CONTROL | AUTOMATED DOCUMENT /**
 1264 **NOTIFICATION / PROHIBITION OF CHANGES**

1265 **Control Item Text:**

1266 The organization employs automated mechanisms to:

1267 (d) Prohibit changes to the information system until designated approvals are received;

1268 **Determination Statement 1:**

Determination Statement ID	Determination Statement Text
CM-3(1)(d)(1)	Determine if the organization: employs automated mechanisms to: (d) Prohibit changes to the {devices and device subcomponents of the} information system until designated approvals are received.

1269

Determination Statement ID	Implemented By	Assessment Boundary	Assessment Responsibility	Assessment Methods	Selected	Rationale for Risk Acceptance	Frequency of Assessment	Impact of not implementing
CM-3(1)(d)(1)	ISCM-Sys	ISCM-TN	ISCM-Sys	Test				

1270

1271 **A defect in control item effectiveness will create a defect in one or more of these defect checks:**

Determination Statement ID	Defect Check ID	DC-Name	Rationale
CM-3(1)(d)(1)	HWAM-F01	Unauthorized devices	If an [organization-defined measure] for this defect check is above [the organization-defined threshold], then defects in automated mechanisms to prohibit changes to the {devices and device subcomponents of the} information system until approval is received being implemented related to this control item might be the cause of ... the presence of unauthorized devices.
CM-3(1)(d)(1)	HWAM-L02	Required authorization missing	changes to information system hardware not being authorized by multiple persons as required..

1272

1273

High Baseline Security Control Item Narratives

1274 **3.3.5.5 Control Item CM-3(1)(e): CONFIGURATION CHANGE CONTROL | AUTOMATED DOCUMENT /**
 1275 **NOTIFICATION / PROHIBITION OF CHANGES**

1276 **Control Item Text:**

1277 The organization employs automated mechanisms to:

1278 (e) Document all changes to the information system;

1279 **Determination Statement 1:**

Determination Statement ID	Determination Statement Text
CM-3(1)(e)(1)	Determine if the organization: employs automated mechanisms to: (e) Document all changes to the {devices and device subcomponents of the} information system.

1280

Determination Statement ID	Implemented By	Assessment Boundary	Assessment Responsibility	Assessment Methods	Selected	Rationale for Risk Acceptance	Frequency of Assessment	Impact of not implementing
CM-3(1)(e)(1)	ISCM-Sys	TBD	MAN	TBD				

1281

1282 **A defect in control item effectiveness will create a defect in one or more of these defect checks:**

1283 N/A because assessed manually.

1284

High Baseline Security Control Item Narratives

1285 **3.3.5.6 Control Item CM-3(1)(f): CONFIGURATION CHANGE CONTROL / AUTOMATED DOCUMENT /**
 1286 **NOTIFICATION / PROHIBITION OF CHANGES**

1287 **Control Item Text:**

1288 The organization employs automated mechanisms to:

1289 (f) Notify [Assignment: organization-defined personnel] when approved changes to the information system are completed.

1290 **Determination Statement 1:**

Determination Statement ID	Determination Statement Text
CM-3(1)(f)(1)	Determine if the organization: employs automated mechanisms to: (f) Notify [Assignment: organization-defined personnel] when approved changes to the {devices and device subcomponents of the} information system are completed.

1291

Determination Statement ID	Implemented By	Assessment Boundary	Assessment Responsibility	Assessment Methods	Selected	Rationale for Risk Acceptance	Frequency of Assessment	Impact of not implementing
CM-3(1)(f)(1)	ISCM-Sys	ISCM-TN	ISCM-Sys	Test				

1292

1293 **A defect in control item effectiveness will create a defect in one or more of these defect checks:**

Determination Statement ID	Defect Check ID	DC-Name	Rationale
CM-3(1)(f)(1)	HWAM-L03	Required device not installed	If an [organization-defined measure] for this defect check is above [the organization-defined threshold], <i>then defects in automated mechanisms to notify designated personnel when approved changes to the {devices and device subcomponents of the} information system are being implemented related to this control item</i> might be the cause of ...
			a required device not being found in the assessment boundary.

1294

1295

High Baseline Security Control Item Narratives

1296 **3.3.5.7 Control Item CM-8(2): INFORMATION SYSTEM COMPONENT INVENTORY | AUTOMATED MAINTENANCE**

1297 **Control Item Text:**

1298 The organization employs automated mechanisms to help maintain an up-to-date, complete, accurate, and readily available
 1299 inventory of information system components.

1300 **Determination Statement 1:**

Determination Statement ID	Determination Statement Text
CM-8(2)(1)	Determine if the organization: employs automated mechanisms to: help maintain an up-to-date, complete, accurate, and readily available {actual state} inventory of {devices and device subcomponents of the} information system.

1301

Determination Statement ID	Implemented By	Assessment Boundary	Assessment Responsibility	Assessment Methods	Selected	Rationale for Risk Acceptance	Frequency of Assessment	Impact of not implementing
CM-8(2)(1)	ISCM-Sys	ISCM-TN	ISCM-Sys	Test				

1302

1303 **A defect in control item effectiveness will create a defect in one or more of these defect checks:**

Determination Statement ID	Defect Check ID	DC-Name	Rationale
CM-8(2)(1)	HWAM-Q01	Non-reporting devices	If an [organization-defined measure] for this defect check is above [the organization-defined threshold], <i>then defects in automated mechanisms to help maintain and up-to-date, complete, accurate, and readily available information system component {devices and device subcomponents} inventory being implemented related to this control item</i> might be the cause of ... a device failing to report within the specified time frame.
CM-8(2)(1)	HWAM-Q03	Low completeness metric	completeness of overall ISCM reporting not meeting the threshold.
CM-8(2)(1)	HWAM-Q04	Poor timeliness metric	poor timeliness of overall ISCM reporting.

High Baseline Security Control Item Narratives

1304 **3.3.5.8 Control Item MA-3(3)(a): MAINTENANCE TOOLS / PREVENT UNAUTHORIZED REMOVAL**

1305 **Control Item Text:**

1306 The organization prevents the unauthorized removal of maintenance equipment containing organizational information by:

1307 (a) Verifying that there is no organizational information contained on the equipment;

1308 **Determination Statement 1:**

Determination Statement ID	Determination Statement Text
MA-3(3)(a)(1)	Determine if the organization: prevents the unauthorized removal of maintenance equipment containing organizational information by: (a) Verifying that there is no organizational information contained on the equipment [before removal].

1309

Determination Statement ID	Implemented By	Assessment Boundary	Assessment Responsibility	Assessment Methods	Selected	Rationale for Risk Acceptance	Frequency of Assessment	Impact of not implementing
MA-3(3)(a)(1)	DM	ISCM-TN	ISCM-Sys	Test				

1310

1311 **A defect in control item effectiveness will create a defect in one or more of these defect checks:**

Determination Statement ID	Defect Check ID	DC-Name	Rationale
MA-3(3)(a)(1)	HWAM-L01	Devices moving into/out of the assessment boundary	If an [organization-defined measure] for this defect check is above [the organization-defined threshold], then defects in verification that organizational information being contained on maintenance equipment {devices and device subcomponents} to be removed related to this control item might be the cause of ... devices not being adequately prepared for movement into or out of the assessment boundary.
MA-3(3)(a)(1)	HWAM-L03	Required device not installed	a required device not being found in the assessment boundary.

1312

1313

High Baseline Security Control Item Narratives

1314 **3.3.5.9 Control Item MA-3(3)(b): MAINTENANCE TOOLS / PREVENT UNAUTHORIZED REMOVAL**

1315 **Control Item Text:**

1316 The organization prevents the unauthorized removal of maintenance equipment containing organizational information by:

1317 (b) Sanitizing or destroying the equipment;

1318 **Determination Statement 1:**

Determination Statement ID	Determination Statement Text
MA-3(3)(b)(1)	Determine if the organization: The organization prevents the unauthorized removal of maintenance equipment containing organizational information by: (b) Sanitizing or destroying the equipment.

1319

Determination Statement ID	Implemented By	Assessment Boundary	Assessment Responsibility	Assessment Methods	Selected	Rationale for Risk Acceptance	Frequency of Assessment	Impact of not implementing
MA-3(3)(b)(1)	DM	ISCM-TN	ISCM-Sys	Test				

1320

1321 **A defect in control item effectiveness will create a defect in one or more of these defect checks:**

Determination Statement ID	Defect Check ID	DC-Name	Rationale
MA-3(3)(b)(1)	HWAM-L01	Devices moving into/out of the assessment boundary	If an [organization-defined measure] for this defect check is above [the organization-defined threshold], then defects in maintenance equipment {devices and device subcomponents} being sanitized or destroyed before removal related to this control item might be the cause of ...
MA-3(3)(b)(1)	HWAM-L03	Required device not installed	a required device not being found in the assessment boundary.

1322
1323

Note: Will find some instances, but not all, unless faster.

High Baseline Security Control Item Narratives

1324 **3.3.5.10 Control Item SA-12: SUPPLY CHAIN PROTECTION**

1325 **Control Item Text:**

1326 Control: The organization protects against supply chain threats to the information system, system component, or information
 1327 system service by employing [Assignment: organization-defined security safeguards] as part of a comprehensive, defense-in-
 1328 breadth information security strategy.

1329 **Determination Statement 1:**

Determination Statement ID	Determination Statement Text
SA-12(1)	Determine if the organization: protects against supply chain threats to the information system {devices and device subcomponents } by employing [Assignment: organization-defined security safeguards] as part of a comprehensive, defense-in-breadth information security strategy.

1330

Determination Statement ID	Implemented By	Assessment Boundary	Assessment Responsibility	Assessment Methods	Selected	Rationale for Risk Acceptance	Frequency of Assessment	Impact of not implementing
SA-12(1)	DSM	ISCM-TN	ISCM-Sys	Test				

1331

1332 **A defect in control item effectiveness will create a defect in one or more of these defect checks:**

Determination Statement ID	Defect Check ID	DC-Name	Rationale
			If an [organization-defined measure] for this defect check is above [the organization-defined threshold], <i>then defects in organization-defined security safeguards/mechanisms being employed to protect against supply-chain threats to the {devices and device subcomponents of the} information system related to this control item</i> might be the cause of ...
SA-12(1)	HWAM-L05	Unapproved supplier and/or manufacturer	a device with an unapproved supplier and/or manufacturer being found in the assessment boundary.

1333

1334 **3.4 Control Allocation Tables**

1335 Table 8: Low Baseline Control (Item) Allocation Table, Table 7: Moderate Baseline Control
1336 Allocation Table, and Table 10: High Baseline Control (Item) Allocation Table provide the low,
1337 moderate, and high baseline control allocation tables, respectively. This is a summary of the
1338 material in the security plan assessment narrative for each determination statement in
1339 [Section 3.3](#). It provides a concise summary of the assessment plan.

1340

1341 **3.4.1 Low Baseline Control Allocation Table**

1342 **Table 8: Low Baseline Control (Item) Allocation Table**

Determination Statement ID	Implemented By	Assessment Boundary	Assessment Responsibility	Assessment Methods	Selected	Rationale for Risk Acceptance	Frequency of Assessment	Impact of not implementing
AC-19(a)(1)	DSM	ISCM-TN	ISCM-Sys	Test				
AC-19(b)(1)	DSM	ISCM-TN	ISCM-Sys	Test				
CM-8(a)(1)	DSM	ISCM-TN	ISCM-Sys	Test				
CM-8(a)(2)	ISCM-Sys	ISCM-TN	ISCM-Sys	Test				
CM-8(a)(3)	ISCM-Sys	ISCM-TN	ISCM-Sys	Test				
CM-8(b)(1)	DM	ISCM-TN	ISCM-Sys	Test				
CM-8(b)(2)	DSM	ISCM-TN	ISCM-Sys	Test				
CM-8(4)(1)	DSM	ISCM-TN	ISCM-Sys	Test				
PS-4(d)(1)	DM	ISCM-TN	ISCM-Sys	Test				
SC-15(a)(1)	DM	ISCM-TN	ISCM-Sys	Test				
SC-15(b)(1)	MAN	ISCM-TN	ISCM-Sys	TBD				

1343
 1344
 1345
 1346

1347

3.4.2 Moderate Baseline Control Allocation Table

1348

Table 9: Moderate Baseline Control (Item) Allocation Table

Determination Statement ID	Implemented By	Assessment Boundary	Assessment Responsibility	Assessment Methods	Selected	Rationale for Risk Acceptance	Frequency of Assessment	Impact of not implementing
AC-19(5)(1)	DM	ISCM-TN	ISCM-Sys	Test				
AC-20(2)(1)	DSM	ISCM-TN	ISCM-Sys	Test				
CM-2(7)(a)(1)	DM	ISCM-TN	ISCM-Sys	Test				
CM-2(7)(b)(1)	DM	ISCM-TN	ISCM-Sys	Test				
CM-3(a)(1)	DSM	TBD	MAN	TBD				
CM-3(b)(1)	DSM	ISCM-TN	ISCM-Sys	Test				
CM-3(b)(2)	MAN	ISCM-TN	MAN	TBD				
CM-3(c)(1)	DSM	ISCM-TN	ISCM-Sys	Test				
CM-3(d)(1)	DM	ISCM-TN	ISCM-Sys	Test				
CM-3(e)(1)	ISCM-Sys	ISCM-TN	ISCM-Sys	Test				
CM-3(f)(1)	ISCM-Sys	ISCM-TN	ISCM-Sys	Test				
CM-3(f)(2)	DSM	ISCM-TN	ISCM-Sys	Test				
CM-3(g)(1)	DSM	ISCM-TN	ISCM-Sys	Test				
CM-3(g)(2)	DSM	ISCM-TN	ISCM-Sys	Test				
CM-3(2)(1)	TBD	TBD	MAN	TBD				
CM-8(1)(1)	ISCM-Sys	ISCM-TN	ISCM-Sys	Test				
CM-8(1)(2)	DSM	ISCM-TN	ISCM-Sys	Test				
CM-8(3)(a)(1)	ISCM-Sys	ISCM-TN	ISCM-Sys	Test				
CM-8(3)(b)(1)	DM	ISCM-TN	ISCM-Sys	Test				
CM-8(5)(1)	ISCM-Sys	ISCM-TN	ISCM-Sys	Test				
MA-3(1)(1)	DM	ISCM-TN	ISCM-Sys	Test				
MP-7(1)(1)	DM	ISCM-TN	ISCM-Sys	Test				

1349 **3.4.3 High Baseline Control Allocation Table**

1350 **Table 10: High Baseline Control (Item) Allocation Table**

Impact Level	Determination Statement ID	Implemented By	Assessment Boundary	Assessment Responsibility	Assessment Methods	Selected	Rationale for Risk Acceptance	Frequency of Assessment	Impact of not implementing
3	CM-3(1)(a)(1)	DSM	ISCM-TN	ISCM-Sys	Test				
3	CM-3(1)(b)(1)	ISCM-Sys	ISCM-TN	ISCM-Sys	Test				
3	CM-3(1)(c)(1)	ISCM-Sys	ISCM-TN	ISCM-Sys	Test				
3	CM-3(1)(d)(1)	ISCM-Sys	ISCM-TN	ISCM-Sys	Test				
3	CM-3(1)(e)(1)	ISCM-Sys	TBD	MAN	TBD				
3	CM-3(1)(f)(1)	ISCM-Sys	ISCM-TN	ISCM-Sys	Test				
3	CM-8(2)(1)	ISCM-Sys	ISCM-TN	ISCM-Sys	Test				
3	MA-3(3)(a)(1)	DM	ISCM-TN	ISCM-Sys	Test				
3	MA-3(3)(b)(1)	DM	ISCM-TN	ISCM-Sys	Test				
3	SA-12(1)	DSM	ISCM-TN	ISCM-Sys	Test				

1351

1352
1353

Appendix A. Traceability of HWAM Control Items to Example Attack Steps

Example Attack Step	Sortable Control Item Code	NIST Control Item Code
2) Initiate Attack Internally	AC-19-a	AC-19(a)
2) Initiate Attack Internally	AC-19-b	AC-19(b)
2) Initiate Attack Internally	AC-19-z-05-z	AC-19(5)
2) Initiate Attack Internally	AC-20-z-02-z	AC-20(2)
2) Initiate Attack Internally	CM-02-z-07-a	CM-2(7)(a)
2) Initiate Attack Internally	CM-02-z-07-b	CM-2(7)(b)
2) Initiate Attack Internally	CM-03-b	CM-3(b)
2) Initiate Attack Internally	CM-03-c	CM-3(c)
2) Initiate Attack Internally	CM-03-d	CM-3(d)
2) Initiate Attack Internally	CM-03-f	CM-3(f)
2) Initiate Attack Internally	CM-03-g	CM-3(g)
2) Initiate Attack Internally	CM-03-z-01-a	CM-3(1)(a)
2) Initiate Attack Internally	CM-03-z-01-b	CM-3(1)(b)
2) Initiate Attack Internally	CM-03-z-01-c	CM-3(1)(c)
2) Initiate Attack Internally	CM-03-z-01-d	CM-3(1)(d)
2) Initiate Attack Internally	CM-03-z-01-f	CM-3(1)(f)
2) Initiate Attack Internally	CM-08-a	CM-8(a)
2) Initiate Attack Internally	CM-08-b	CM-8(b)
2) Initiate Attack Internally	CM-08-z-01-z	CM-8(1)
2) Initiate Attack Internally	CM-08-z-03-b	CM-8(3)(b)
2) Initiate Attack Internally	MA-03-z-01-z	MA-3(1)
2) Initiate Attack Internally	MA-03-z-03-a	MA-3(3)(a)
2) Initiate Attack Internally	MA-03-z-03-b	MA-3(3)(b)
2) Initiate Attack Internally	MP-07-z-01-z	MP-7(1)
2) Initiate Attack Internally	PS-04-d	PS-4(d)
2) Initiate Attack Internally	SC-15-a	SC-15(a)
3) Gain Foothold	AC-19-a	AC-19(a)
3) Gain Foothold	AC-19-b	AC-19(b)
3) Gain Foothold	AC-19-z-05-z	AC-19(5)
3) Gain Foothold	AC-20-z-02-z	AC-20(2)
3) Gain Foothold	CM-02-z-07-a	CM-2(7)(a)
3) Gain Foothold	CM-02-z-07-b	CM-2(7)(b)
3) Gain Foothold	CM-03-b	CM-3(b)
3) Gain Foothold	CM-03-c	CM-3(c)
3) Gain Foothold	CM-03-d	CM-3(d)

Example Attack Step	Sortable Control Item Code	NIST Control Item Code
3) Gain Foothold	CM-03-f	CM-3(f)
3) Gain Foothold	CM-03-g	CM-3(g)
3) Gain Foothold	CM-03-z-01-a	CM-3(1)(a)
3) Gain Foothold	CM-03-z-01-b	CM-3(1)(b)
3) Gain Foothold	CM-03-z-01-c	CM-3(1)(c)
3) Gain Foothold	CM-03-z-01-d	CM-3(1)(d)
3) Gain Foothold	CM-03-z-01-f	CM-3(1)(f)
3) Gain Foothold	CM-08-a	CM-8(a)
3) Gain Foothold	CM-08-b	CM-8(b)
3) Gain Foothold	CM-08-z-01-z	CM-8(1)
3) Gain Foothold	CM-08-z-03-b	CM-8(3)(b)
3) Gain Foothold	CM-08-z-04-z	CM-8(4)
3) Gain Foothold	MA-03-z-01-z	MA-3(1)
3) Gain Foothold	MA-03-z-03-a	MA-3(3)(a)
3) Gain Foothold	MA-03-z-03-b	MA-3(3)(b)
3) Gain Foothold	MP-07-z-01-z	MP-7(1)
3) Gain Foothold	PS-04-d	PS-4(d)
3) Gain Foothold	SC-15-a	SC-15(a)
6) Achieve Attack Objective	AC-19-a	AC-19(a)
6) Achieve Attack Objective	AC-19-b	AC-19(b)
6) Achieve Attack Objective	AC-19-z-05-z	AC-19(5)
6) Achieve Attack Objective	AC-20-z-02-z	AC-20(2)
6) Achieve Attack Objective	CM-02-z-07-a	CM-2(7)(a)
6) Achieve Attack Objective	CM-02-z-07-b	CM-2(7)(b)
6) Achieve Attack Objective	CM-03-b	CM-3(b)
6) Achieve Attack Objective	CM-03-c	CM-3(c)
6) Achieve Attack Objective	CM-03-d	CM-3(d)
6) Achieve Attack Objective	CM-03-f	CM-3(f)
6) Achieve Attack Objective	CM-03-g	CM-3(g)
6) Achieve Attack Objective	CM-03-z-01-a	CM-3(1)(a)
6) Achieve Attack Objective	CM-03-z-01-b	CM-3(1)(b)
6) Achieve Attack Objective	CM-03-z-01-d	CM-3(1)(d)
6) Achieve Attack Objective	CM-08-a	CM-8(a)
6) Achieve Attack Objective	CM-08-b	CM-8(b)
6) Achieve Attack Objective	CM-08-z-01-z	CM-8(1)
6) Achieve Attack Objective	CM-08-z-03-b	CM-8(3)(b)
6) Achieve Attack Objective	MA-03-z-01-z	MA-3(1)
6) Achieve Attack Objective	MA-03-z-03-a	MA-3(3)(a)
6) Achieve Attack Objective	MA-03-z-03-b	MA-3(3)(b)

Example Attack Step	Sortable Control Item Code	NIST Control Item Code
6) Achieve Attack Objective	MP-07-z-01-z	MP-7(1)
6) Achieve Attack Objective	PS-04-d	PS-4(d)
6) Achieve Attack Objective	SC-15-a	SC-15(a)

1354

1355
1356

Appendix B. Control Items in the Low-High Baseline that were Selected by the Keyword Search, but were Manually Determined to be False Positives

Control Item Code	NIST Code	Control Text	Level	Rationale for Calling a False Positive
AC-18-z-01-z	AC-18 (1)	(1) WIRELESS ACCESS AUTHENTICATION AND ENCRYPTION The information system protects wireless access to the system using authentication of [Selection (one or more): users; devices] and encryption.	Moderate	Belongs in BOUND-O
IA-03	IA-3	DEVICE IDENTIFICATION AND AUTHENTICATION Control: The information system uniquely identifies and authenticates [Assignment: organization-defined specific and/or types of devices] before establishing a [Selection (one or more): local; remote; network] connection.	Moderate	Involves authentication and identification of devices which is in CRED
IA-05-l	IA-5	AUTHENTICATOR MANAGEMENT Control: The organization manages information system authenticators by: i. Requiring individuals to take, and having devices implement, specific security safeguards to protect authenticators; and	Low	These safeguards are usually configuration settings so this is fundamentally CSM work, but risk may be more tied to CRED.
MA-02-b	MA-2	CONTROLLED MAINTENANCE Control: The organization: b. Approves and monitors all maintenance activities, whether performed on site or remotely and whether the equipment is serviced on site or removed to another location;	Low	This is covered under BOUND-P, which is a major protector of hardware and media
MA-02-d	MA-2	CONTROLLED MAINTENANCE Control: The organization: d. Sanitizes equipment to remove all information from associated media prior to removal from organizational facilities for off-site maintenance or repairs;	Low	This is covered under BOUND-P, which is a major protector of hardware and media

Control Item Code	NIST Code	Control Text	Level	Rationale for Calling a False Positive
MA-03-z-03-c	MA-3 (3)	(3) MAINTENANCE TOOLS PREVENT UNAUTHORIZED REMOVAL The organization prevents the unauthorized removal of maintenance equipment containing organizational information by: (c) Retaining the equipment within the facility; or	High	This is covered under BOUND-P, which is a major protector of hardware and media
MA-03-z-03-d	MA-3 (3)	(3) MAINTENANCE TOOLS PREVENT UNAUTHORIZED REMOVAL The organization prevents the unauthorized removal of maintenance equipment containing organizational information by: (d) Obtaining an exemption from [Assignment: organization-defined personnel or roles] explicitly authorizing removal of the equipment from the facility.	High	This is covered under BOUND-P, which is a major protector of hardware and media
MP-06-z-03-z	MP-6 (3)	(3) MEDIA SANITIZATION NONDESTRUCTIVE TECHNIQUES The organization applies nondestructive sanitization techniques to portable storage devices prior to connecting such devices to the information system under the following circumstances: [Assignment: organization-defined circumstances requiring sanitization of portable storage devices].	High	This is covered under BOUND-P, which is a major protector of hardware and media
PE-03-a	PE-3	PHYSICAL ACCESS CONTROL Control: The organization: a. Enforces physical access authorizations at [Assignment: organization-defined entry/exit points to the facility where the information system resides] by; 1. Verifying individual access authorizations before granting access to the facility; and 2. Controlling ingress/egress to the facility using [Selection (one or more): [Assignment: organization-defined physical access control systems/devices]; guards];	Low	This is covered under BOUND-P, which is a major protector of hardware and media

Control Item Code	NIST Code	Control Text	Level	Rationale for Calling a False Positive
PE-03-e	PE-3	PHYSICAL ACCESS CONTROL Control: The organization: e. Secures keys, combinations, and other physical access devices;	Low	These devices are credentials, and thus assigned to CRED
PE-03-f	PE-3	PHYSICAL ACCESS CONTROL Control: The organization: f. Inventories [Assignment: organization-defined physical access devices] every [Assignment: organization-defined frequency]; and	Low	These devices are credentials, and thus assigned to CRED
PE-05	PE-5	PE-5 ACCESS CONTROL FOR OUTPUT DEVICES Control: The organization controls physical access to information system output devices to prevent unauthorized individuals from obtaining the output.	Moderate	This is covered under BOUND-P, which is a major protector of hardware and media
PE-10-b	PE-10	PE-10 EMERGENCY SHUTOFF Control: The organization: b. Places emergency shutoff switches or devices in [Assignment: organization-defined location by information system or system component] to facilitate safe and easy access for personnel; and	Moderate	These devices are special purpose to detect and respond to contingencies. Putting them in place is assigned to PREP
PE-13	PE-13	PE-13 FIRE PROTECTION Control: The organization employs and maintains fire suppression and detection devices/systems for the information system that are supported by an independent energy source.	Low	These devices are special purpose to detect and respond to contingencies. Putting them in place is assigned to PREP
PE-13-z-01-z	PE-13 (1)	(1) FIRE PROTECTION DETECTION DEVICES / SYSTEMS The organization employs fire detection devices/systems for the information system that activate automatically and notify [Assignment: organization-defined personnel or roles] and [Assignment: organization-defined emergency responders] in the event of a fire.	High	These devices are special purpose to detect and respond to contingencies. Putting them in place is assigned to PREP

Control Item Code	NIST Code	Control Text	Level	Rationale for Calling a False Positive
PE-13-z-02-z	PE-13 (2)	(2) FIRE PROTECTION SUPPRESSION DEVICES / SYSTEMS The organization employs fire suppression devices/systems for the information system that provide automatic notification of any activation to Assignment: organization-defined personnel or roles] and [Assignment: organization-defined emergency responders].	High	These devices are special purpose to detect and respond to contingencies. Putting them in place is assigned to PREP
SC-03	SC-3	SC-3 SECURITY FUNCTION ISOLATION Control: The information system isolates security functions from nonsecurity functions.	High	Focus is on the isolation of security functions in the SWAM capability.
SC-07-c	SC-7	SC-7 BOUNDARY PROTECTION Control: The information system: c. Connects to external networks or information systems only through managed interfaces consisting of boundary protection devices arranged in accordance with an organizational security architecture.	Low	External connections are details of how that hardware/software protects the boundary are covered in BOUND N, O and P
SC-07-z-07-z	SC-7 (7)	(7) BOUNDARY PROTECTION PREVENT SPLIT TUNNELING FOR REMOTE DEVICES The information system, in conjunction with a remote device, prevents the device from simultaneously establishing non-remote connections with the system and communicating via some other connection to resources in external networks.	Moderate	External connections are details of how that hardware/software protects the boundary are covered in BOUND N, O and P
SI-04-c	SI-4	SI-4 INFORMATION SYSTEM MONITORING Control: The organization: c. Deploys monitoring devices: (i) strategically within the information system to collect organization-determined essential information; and (ii) at ad hoc locations within the system to track specific types of transactions of interest to the organization;	Low	All ISCM devices and their requirements are covered within each capability, and are data quality is assessed via defect checks Q01 through Q04.

1357 **Appendix C. Control Items Not in the Low-High Baseline**

1358 The controls not in a baseline were not analyzed further after the keyword search. These include:

- 1359 • the Program Management Family, because they do not apply to individual systems;
- 1360 • the *not selected* controls that are in the other NIST 800-53 families but were not assigned to a baseline; and
- 1361 • the Privacy Controls.

1362 These are listed in this appendix, in case an organization wants to develop automated tests.

1363

Control Item Code	NIST Code	Control Text
AC-07-z-02-z	AC-7 (2)	(2) UNSUCCESSFUL LOGON ATTEMPTS PURGE / WIPE MOBILE DEVICE The information system purges/wipes information from [Assignment: organization-defined mobile devices] based on [Assignment: organization-defined purging/wiping requirements/techniques] after [Assignment: organization-defined number] consecutive, unsuccessful device logon attempts.
AC-16-z-05-z	AC-16 (5)	(5) SECURITY ATTRIBUTES ATTRIBUTE DISPLAYS FOR OUTPUT DEVICES The information system displays security attributes in human-readable form on each object that the system transmits to output devices to identify [Assignment: organization-identified special dissemination, handling, or distribution instructions] using [Assignment: organization-identified human-readable, standard naming conventions].
AC-19-z-04-a	AC-19 (4)	(4) ACCESS CONTROL FOR MOBILE DEVICES RESTRICTIONS FOR CLASSIFIED INFORMATION The organization: (a) Prohibits the use of unclassified mobile devices in facilities containing information systems processing, storing, or transmitting classified information unless specifically permitted by the authorizing official; and

Control Item Code	NIST Code	Control Text
AC-19-z-04-b	AC-19 (4)	<p>(4) ACCESS CONTROL FOR MOBILE DEVICES RESTRICTIONS FOR CLASSIFIED INFORMATION</p> <p>The organization:</p> <p>(b) Enforces the following restrictions on individuals permitted by the authorizing official to use unclassified mobile devices in facilities containing information systems processing, storing, or transmitting classified information:</p> <ul style="list-style-type: none"> - Connection of unclassified mobile devices to classified information systems is prohibited; - Connection of unclassified mobile devices to unclassified information systems requires approval from the authorizing official; - Use of internal or external modems or wireless interfaces within the unclassified mobile devices is prohibited; and - Unclassified mobile devices and the information stored on those devices are subject to random reviews and inspections by [Assignment: organization-defined security officials], and if classified information is found, the incident handling policy is followed.
AC-19-z-06-z	AC-19 (6)	<p>(6) ACCESS CONTROL FOR MOBILE DEVICES FULL DISK ENCRYPTION</p> <p>The organization uses full-disk encryption to protect the confidentiality of information on [Assignment: organization-defined mobile devices].</p>
AC-19-z-07-z	AC-19 (7)	<p>(7) ACCESS CONTROL FOR MOBILE DEVICES CENTRAL MANAGEMENT OF MOBILE DEVICES</p> <p>The organization centrally manages [Assignment: organization-defined mobile devices].</p> <p>Supplemental Guidance: This control enhancement applies to mobile devices that are organization-controlled and excludes portable storage media.</p> <p>[MAPCAT-HWAM]</p>
AC-19-z-08-z	AC-19 (8)	<p>(8) ACCESS CONTROL FOR MOBILE DEVICES REMOTE PURGING OF INFORMATION</p> <p>The organization provides the capability to remotely purge information from [Assignment: organization-defined mobile devices].</p>
AC-19-z-09-z	AC-19 (9)	<p>(9) ACCESS CONTROL FOR MOBILE DEVICES TAMPER DETECTION</p> <p>The organization inspects [Assignment: organization-defined mobile devices] [Selection (one or more): at random; at [Assignment: organization-defined frequency], upon [Assignment: organization-defined indications of need for inspection]] to detect tampering.</p>

Control Item Code	NIST Code	Control Text
AC-20-z-03-z	AC-20 (3)	(3) USE OF EXTERNAL INFORMATION SYSTEMS NON-ORGANIZATIONALLY OWNED SYSTEMS / COMPONENTS / DEVICES The organization [Selection: restricts; prohibits] the use of non-organizationally owned information systems, system components, or devices to process, store, or transmit organizational information.
AC-20-z-04-z	AC-20 (4)	(4) USE OF EXTERNAL INFORMATION SYSTEMS NETWORK ACCESSIBLE STORAGE DEVICES The organization prohibits the use of [Assignment: organization-defined network accessible storage devices] in external information systems.
CM-03-z-03-z	CM-3 (3)	(3) CONFIGURATION CHANGE CONTROL AUTOMATED CHANGE IMPLEMENTATION The organization employs automated mechanisms to implement changes to the current information system baseline and deploys the updated baseline across the installed base.
CM-03-z-04-z	CM-3 (4)	(4) CONFIGURATION CHANGE CONTROL SECURITY REPRESENTATIVE The organization requires an information security representative to be a member of the [Assignment: organization-defined configuration change control element].
CM-03-z-05-z	CM-3 (5)	(5) CONFIGURATION CHANGE CONTROL AUTOMATED SECURITY RESPONSE The information system implements [Assignment: organization-defined security responses] automatically if baseline configurations are changed in an unauthorized manner.
CM-03-z-06-z	CM-3 (6)	(6) CONFIGURATION CHANGE CONTROL CRYPTOGRAPHY MANAGEMENT The organization ensures that cryptographic mechanisms used to provide [Assignment: organization-defined security safeguards] are under configuration management.
CM-08-z-06-z	CM-8 (6)	(6) INFORMATION SYSTEM COMPONENT INVENTORY ASSESSED CONFIGURATIONS / APPROVED DEVIATIONS The organization includes assessed component configurations and any approved deviations to current deployed configurations in the information system component inventory.
CM-08-z-07-z	CM-8 (7)	(7) INFORMATION SYSTEM COMPONENT INVENTORY CENTRALIZED REPOSITORY The organization provides a centralized repository for the inventory of information system components.

Control Item Code	NIST Code	Control Text
CM-08-z-08-z	CM-8 (8)	(8) INFORMATION SYSTEM COMPONENT INVENTORY AUTOMATED LOCATION TRACKING The organization employs automated mechanisms to support tracking of information system components by geographic location.
CM-08-z-09-a	CM-8 (9)	(9) INFORMATION SYSTEM COMPONENT INVENTORY ASSIGNMENT OF COMPONENTS TO SYSTEMS The organization: (a) Assigns [Assignment: organization-defined acquired information system components] to an information system; and
CM-08-z-09-b	CM-8 (9)	(9) INFORMATION SYSTEM COMPONENT INVENTORY ASSIGNMENT OF COMPONENTS TO SYSTEMS The organization: (b) Receives an acknowledgement from the information system owner of this assignment.
IA-03-z-01-z	IA-3 (1)	(1) DEVICE IDENTIFICATION AND AUTHENTICATION CRYPTOGRAPHIC BIDIRECTIONAL AUTHENTICATION The information system authenticates [Assignment: organization-defined specific devices and/or types of devices] before establishing [Selection (one or more): local; remote; network] connection using bidirectional authentication that is cryptographically based.
IA-03-z-03-a	IA-3 (3)	(3) DEVICE IDENTIFICATION AND AUTHENTICATION DYNAMIC ADDRESS ALLOCATION The organization: (a) Standardizes dynamic address allocation lease information and the lease duration assigned to devices in accordance with [Assignment: organization-defined lease information and lease duration]; and
IA-11	IA-11	RE-AUTHENTICATION Control: The organization requires users and devices to re-authenticate when [Assignment: organization-defined circumstances or situations requiring re-authentication].
IR-04-z-10-z	IR-4 (10)	(10) INCIDENT HANDLING SUPPLY CHAIN COORDINATION The organization coordinates incident handling activities involving supply chain events with other organizations involved in the supply chain.

Control Item Code	NIST Code	Control Text
IR-06-z-03-z	IR-6 (3)	(3) INCIDENT REPORTING COORDINATION WITH SUPPLY CHAIN The organization provides security incident information to other organizations involved in the supply chain for information systems or information system components related to the incident.
MP-06-z-08-z	MP-6 (8)	(8) MEDIA SANITIZATION REMOTE PURGING / WIPING OF INFORMATION The organization provides the capability to purge/wipe information from [Assignment: organization-defined information systems, system components, or devices] either remotely or under the following conditions: [Assignment: organization-defined conditions].
PE-05-z-01-a	PE-5 (1)	(1) ACCESS CONTROL FOR OUTPUT DEVICES ACCESS TO OUTPUT BY AUTHORIZED INDIVIDUALS The organization: (a) Controls physical access to output from [Assignment: organization-defined output devices]; and
PE-05-z-01-b	PE-5 (1)	(1) ACCESS CONTROL FOR OUTPUT DEVICES ACCESS TO OUTPUT BY AUTHORIZED INDIVIDUALS The organization: (b) Ensures that only authorized individuals receive output from the device.
PE-05-z-02-a	PE-5 (2)	(2) ACCESS CONTROL FOR OUTPUT DEVICES ACCESS TO OUTPUT BY INDIVIDUAL IDENTITY The information system: (a) Controls physical access to output from [Assignment: organization-defined output devices]; and
PE-05-z-02-b	PE-5 (2)	(2) ACCESS CONTROL FOR OUTPUT DEVICES ACCESS TO OUTPUT BY INDIVIDUAL IDENTITY The information system: (b) Links individual identity to receipt of the output from the device.
PE-05-z-03-z	PE-5 (3)	(3) ACCESS CONTROL FOR OUTPUT DEVICES MARKING OUTPUT DEVICES The organization marks [Assignment: organization-defined information system output devices] indicating the appropriate security marking of the information permitted to be output from the device.
PM-05	PM-5	PM-5 INFORMATION SYSTEM INVENTORY Control: The organization develops and maintains an inventory of its information systems.

Control Item Code	NIST Code	Control Text
SA-12-z-01-z	SA-12 (1)	(1) SUPPLY CHAIN PROTECTION ACQUISITION STRATEGIES / TOOLS / METHODS The organization employs [Assignment: organization-defined tailored acquisition strategies, contract tools, and procurement methods] for the purchase of the information system, system component, or information system service from suppliers.
SA-12-z-02-z	SA-12 (2)	(2) SUPPLY CHAIN PROTECTION SUPPLIER REVIEWS The organization conducts a supplier review prior to entering into a contractual agreement to acquire the information system, system component, or information system service
SA-12-z-05-z	SA-12 (5)	(5) SUPPLY CHAIN PROTECTION LIMITATION OF HARM The organization employs [Assignment: organization-defined security safeguards] to limit harm from potential adversaries identifying and targeting the organizational supply chain.
SA-12-z-07-z	SA-12 (7)	(7) SUPPLY CHAIN PROTECTION ASSESSMENTS PRIOR TO SELECTION / ACCEPTANCE / UPDATE The organization conducts an assessment of the information system, system component, or information system service prior to selection, acceptance, or update.
SA-12-z-08-z	SA-12 (8)	(8) SUPPLY CHAIN PROTECTION USE OF ALL-SOURCE INTELLIGENCE The organization uses all-source intelligence analysis of suppliers and potential suppliers of the information system, system component, or information system service.
SA-12-z-09-z	SA-12 (9)	(9) SUPPLY CHAIN PROTECTION OPERATIONS SECURITY The organization employs [Assignment: organization-defined Operations Security (OPSEC) safeguards] in accordance with classification guides to protect supply chain-related information for the information system, system component, or information system service.
SA-12-z-10-z	SA-12 (10)	(10) SUPPLY CHAIN PROTECTION VALIDATE AS GENUINE AND NOT ALTERED The organization employs [Assignment: organization-defined security safeguards] to validate that the information system or system component received is genuine and has not been altered.

Control Item Code	NIST Code	Control Text
SA-12-z-11-z	SA-12 (11)	<p>(11) SUPPLY CHAIN PROTECTION PENETRATION TESTING / ANALYSIS OF ELEMENTS, PROCESSES, AND ACTORS</p> <p>The organization employs [Selection (one or more): organizational analysis, independent third-party analysis, organizational penetration testing, independent third-party penetration testing] of [Assignment: organization-defined supply chain elements, processes, and actors] associated with the information system, system component, or information system service.</p>
SA-12-z-12-z	SA-12 (12)	<p>(12) SUPPLY CHAIN PROTECTION INTER-ORGANIZATIONAL AGREEMENTS</p> <p>The organization establishes inter-organizational agreements and procedures with entities involved in the supply chain for the information system, system component, or information system service.</p>
SA-12-z-13-z	SA-12 (13)	<p>(13) SUPPLY CHAIN PROTECTION CRITICAL INFORMATION SYSTEM COMPONENTS</p> <p>The organization employs [Assignment: organization-defined security safeguards] to ensure an adequate supply of [Assignment: organization-defined critical information system components].</p>
SA-12-z-14-z	SA-12 (14)	<p>(14) SUPPLY CHAIN PROTECTION IDENTITY AND TRACEABILITY</p> <p>The organization establishes and retains unique identification of [Assignment: organization-defined supply chain elements, processes, and actors] for the information system, system component, or information system service.</p>
SA-12-z-15-z	SA-12 (15)	<p>(15) SUPPLY CHAIN PROTECTION PROCESSES TO ADDRESS WEAKNESSES OR DEFICIENCIES</p> <p>The organization establishes a process to address weaknesses or deficiencies in supply chain elements identified during independent or organizational assessments of such elements.</p>
SA-18	SA-18	<p>SA-18 TAMPER RESISTANCE AND DETECTION</p> <p>Control: The organization implements a tamper protection program for the information system, system component, or information system service.</p>
SA-18-z-01-z	SA-18 (1)	<p>(1) TAMPER RESISTANCE AND DETECTION MULTIPLE PHASES OF SDLC</p> <p>The organization employs anti-tamper technologies and techniques during multiple phases in the system development life cycle including design, development, integration, operations, and maintenance.</p>

Control Item Code	NIST Code	Control Text
SA-18-z-02-z	SA-18 (2)	(2) TAMPER RESISTANCE AND DETECTION INSPECTION OF INFORMATION SYSTEMS, COMPONENTS, OR DEVICES The organization inspects [Assignment: organization-defined information systems, system components, or devices] [Selection (one or more): at random; at [Assignment: organization-defined frequency]], upon [Assignment: organization-defined indications of need for inspection]] to detect tampering.
SA-19-a	SA-19	SA-19 COMPONENT AUTHENTICITY Control: The organization: a. Develops and implements anti-counterfeit policy and procedures that include the means to detect and prevent counterfeit components from entering the information system; and
SA-19-z-01-z	SA-19 (1)	(1) COMPONENT AUTHENTICITY ANTI-COUNTERFEIT TRAINING The organization trains [Assignment: organization-defined personnel or roles] to detect counterfeit information system components (including hardware, software, and firmware).
SA-19-z-04-z	SA-19 (4)	(4) COMPONENT AUTHENTICITY ANTI-COUNTERFEIT TRAINING The organization scans for counterfeit information system components [Assignment: organization-defined frequency].
SA-22-a	SA-22	SA-22 UNSUPPORTED SYSTEM COMPONENTS Control: The organization: a. Replaces information system components when support for the components is no longer available from the developer, vendor, or manufacturer; and
SA-22-b	SA-22	SA-22 UNSUPPORTED SYSTEM COMPONENTS Control: The organization: b. Provides justification and documents approval for the continued use of unsupported system components required to satisfy mission/business needs.
SA-22-z-01-z	SA-22 (1)	(1) UNSUPPORTED SYSTEM COMPONENTS ALTERNATIVE SOURCES FOR CONTINUED SUPPORT The organization provides [Selection (one or more): in-house support; [Assignment: organization-defined support from external providers]] for unsupported information system components.

Control Item Code	NIST Code	Control Text
SC-03-z-01-z	SC-3 (1)	(1) SECURITY FUNCTION ISOLATION HARDWARE SEPARATION The information system utilizes underlying hardware separation mechanisms to implement security function isolation.
SC-03-z-02-z	SC-3 (2)	(2) SECURITY FUNCTION ISOLATION ACCESS / FLOW CONTROL FUNCTIONS The information system isolates security functions enforcing access and information flow control from nonsecurity functions and from other security functions.
SC-03-z-03-z	SC-3 (3)	(3) SECURITY FUNCTION ISOLATION MINIMIZE NONSECURITY FUNCTIONALITY The organization minimizes the number of nonsecurity functions included within the isolation boundary containing security functions.
SC-03-z-04-z	SC-3 (4)	(4) SECURITY FUNCTION ISOLATION MODULE COUPLING AND COHESIVENESS The organization implements security functions as largely independent modules that maximize internal cohesiveness within modules and minimize coupling between modules.
SC-03-z-05-z	SC-3 (5)	(5) SECURITY FUNCTION ISOLATION LAYERED STRUCTURES The organization implements security functions as a layered structure minimizing interactions between layers of the design and avoiding any dependence by lower layers on the functionality or correctness of higher layers.
SC-07-z-16-z	SC-7 (16)	(16) BOUNDARY PROTECTION PREVENT DISCOVERY OF COMPONENTS / DEVICES The information system prevents discovery of specific system components composing a managed interface.
SC-15-z-01-z	SC-15 (1)	(1) COLLABORATIVE COMPUTING DEVICES PHYSICAL DISCONNECT The information system provides physical disconnect of collaborative computing devices in a manner that supports ease of use.
SC-15-z-03-z	SC-15 (3)	(3) COLLABORATIVE COMPUTING DEVICES DISABLING / REMOVAL IN SECURE WORK AREAS The organization disables or removes collaborative computing devices from [Assignment: organization-defined information systems or information system components] in [Assignment: organization-defined secure work areas].

Control Item Code	NIST Code	Control Text
SC-15-z-04-z	SC-15 (4)	(4) COLLABORATIVE COMPUTING DEVICES EXPLICITLY INDICATE CURRENT PARTICIPANTS The information system provides an explicit indication of current participants in [Assignment: organization-defined online meetings and teleconferences].
SC-25	SC-25	SC-25 THIN NODES Control: The organization employs [Assignment: organization-defined information system components] with minimal functionality and information storage.
SC-29	SC-29	SC-29 HETEROGENEITY Control: The organization employs a diverse set of information technologies for [Assignment: organization-defined information system components] in the implementation of the information system.
SC-29-z-01-z	SC-29 (1)	(1) HETEROGENEITY VIRTUALIZATION TECHNIQUES The organization employs virtualization techniques to support the deployment of a diversity of operating systems and applications that are changed [Assignment: organization-defined frequency].
SC-37	SC-37	SC-37 OUT-OF-BAND CHANNELS Control: The organization employs [Assignment: organization-defined out-of-band channels] for the physical delivery or electronic transmission of [Assignment: organization-defined information, information system components, or devices] to [Assignment: organization-defined individuals or information systems].
SC-37-z-01-z	SC-37 (1)	(1) OUT-OF-BAND CHANNELS ENSURE DELIVERY / TRANSMISSION The organization employs [Assignment: organization-defined security safeguards] to ensure that only [Assignment: organization-defined individuals or information systems] receive the [Assignment: organization-defined information, information system components, or devices].
SC-41	SC-41	SC-41 PORT AND I/O DEVICE ACCESS Control: The organization physically disables or removes [Assignment: organization-defined connection ports or input/output devices] on [Assignment: organization-defined information systems or information system components].

Control Item Code	NIST Code	Control Text
SC-42-z-03-z	SC-42 (3)	(3) SENSOR CAPABILITY AND DATA PROHIBIT USE OF DEVICES The organization prohibits the use of devices possessing [Assignment: organization-defined environmental sensing capabilities] in [Assignment: organization-defined facilities, areas, or systems].
SE-01-a	SE-1	SE-1 INVENTORY OF PERSONALLY IDENTIFIABLE INFORMATION Control: The organization: a. Establishes, maintains, and updates [Assignment: organization-defined frequency] an inventory that contains a listing of all programs and information systems identified as collecting, using, maintaining, or sharing personally identifiable information (PII); and
SE-01-b	SE-1	SE-1 INVENTORY OF PERSONALLY IDENTIFIABLE INFORMATION Control: The organization: b. Provides each update of the PII inventory to the CIO or information security official [Assignment: organization-defined frequency] to support the establishment of information security requirements for all new or modified information systems containing PII.
SI-04-z-13-c	SI-4 (13)	(13) INFORMATION SYSTEM MONITORING ANALYZE TRAFFIC / EVENT PATTERNS The organization: (c) Uses the traffic/event profiles in tuning system-monitoring devices to reduce the number of false positives and the number of false negatives.
SI-04-z-14-z	SI-4 (14)	(14) INFORMATION SYSTEM MONITORING WIRELESS INTRUSION DETECTION The organization employs a wireless intrusion detection system to identify rogue wireless devices and to detect attack attempts and potential compromises/breaches to the information system.
SI-04-z-23-z	SI-4 (23)	(23) INFORMATION SYSTEM MONITORING HOST-BASED DEVICES The organization implements [Assignment: organization-defined host-based monitoring mechanisms] at [Assignment: organization-defined information system components].
SI-07-z-09-z	SI-7 (9)	(9) SOFTWARE, FIRMWARE, AND INFORMATION INTEGRITY VERIFY BOOT PROCESS The information system verifies the integrity of the boot process of [Assignment: organization-defined devices].

Control Item Code	NIST Code	Control Text
SI-07-z-10-z	SI-7 (10)	(10) SOFTWARE, FIRMWARE, AND INFORMATION INTEGRITY PROTECTION OF BOOT FIRMWARE The information system implements [Assignment: organization-defined security safeguards] to protect the integrity of boot firmware in [Assignment: organization-defined devices].

1364

1365 **Appendix D. HWAM-Specific Acronyms**

1366 None

1367